

Push-In Fittings

LF 3000®

LF 3200: 3 mm

LIQUIfit®

LF 3600

LF 3800/ LF 3900

LF 6100







Principle and Advantages of the Push-In Fitting

The **push-in fitting** is the most intuitive way of connecting tubes to a fitting in order to create a fluid distribution network. Thanks to its **quick installation**, versatility and **exceptional lifespan**, the push-in fitting contributes to improving machine efficiency. Moreover, the advanced patented design of the LF 3000® contributes to reducing **total cost of use**.

Connection

- Manual connection and disconnection without the use of tools
- Release button available in 5 colours, to identify different circuits



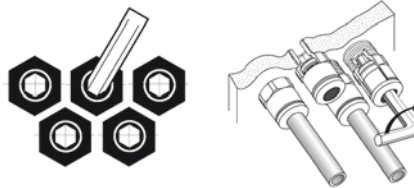
Assembly

All straight connectors are fitted with an internal hexagon for ease of assembly with the use of an Allen spanner. This enables assembly in restricted spaces.

Threads



Close Porting Assembly



Our fittings are designed for internal (above) or external assembly.

Sealing and 100 % Leak-Tested

The quality of the sealing material, selected specifically for the application, ensures excellent longevity of the fitting. In this way, Parker Legris offers the best return on investment on the market.

Quality of Design


- Unique and patented sealing technology
- Rigorous selection of materials:
NBR: ideally suited for compressed air
EPDM: perfectly suited for food and beverage
FKM: all fluids and high temperatures
- 100 % leak-tested in the production process

Benefits of Use

- The lowest leak rate on the market, whatever the temperature and length of use
- Perfectly suited to primary vacuum
- Full bore for optimum flow
- Optimum gripping of tube guaranteed


Gripping Ring Technology

- Ideal for polymer tubing, even for soft tubing
- Excellent tube guidance
- No tube movement under pressure
- Very compact solution




Gripping with Collet

- For polymer and grooved metal tubing (groove drawings available on request)
- Resistant to high pressure, excellent lifespan
- Robust solution for harsh environments



Gripping with Reversed Collet

- For rigid polymer and grooved metal tubing
- Resistant to high pressure
- Excellent durability
- Optimum sealing



Push-In Fittings

LF 3000® Push-In Fittings

(P. 1-4)



Fluids: compressed air

Materials: technical polymer, nickel-plated brass, NBR

Pressure: 20 bar

Temperature: -20°C to +80°C

Ø metric: 3 mm to 16 mm

Ø inch: 1/8" to 1/2"

LF 3200 3 mm Push-In Fittings

(P. 1-39)



Fluids: compressed air, non-corrosive fluids

Materials: chemical nickel-plated brass, NBR

Pressure: 20 bar

Temperature: -15°C to +80°C

Ø metric: 3 mm

LIQUIfit® Push-In Fittings

(P. 1-44)



Fluids: water, beverages, coolants, inert gases

Materials: biopolymer, EPDM

Pressure: 16 bar

Temperature: -10°C to +95°C

Ø metric: 4 mm to 12 mm

Ø inch: 5/32" to 1/2"

LF 3600 Push-In Fittings

(P. 1-65)



Fluids: compressed air, slightly corrosive industrial fluids

Materials: high phosphorus nickel-plated brass, FKM

Pressure: 30 bar

Temperature: -20°C to +150°C

Ø metric: 4 mm to 14 mm

LF 3800/LF 3900 Push-In Fittings

(P. 1-77)



Fluids: industrial fluids, chemicals, medical fluids, beverages

Materials: stainless steel, FKM

Pressure: 30 bar

Temperature: -20°C to +150°C

Ø metric: 4 mm to 12 mm

Ø inch: 3/16" to 1/2"

LF 6100 Push-In Fittings

(P. 1-89)



Fluids: compressed air, oil, water

Materials: brass, NBR

Pressure: 60 bar

Temperature: -40°C to +120°C

Ø metric: 4 mm to 10 mm

For more details on these ranges, you will find a selection guide in the "Introduction" section of this catalogue.

LF 3000® Push-In Fittings Range

Stud Fittings

Straights

3175
BSPT/NPT
Page 1-7



3101
BSPP/Metric
Page 1-8



3181
Metric
Page 1-8



3114
BSPP/Metric
Page 1-9



3121
BSPT/NPT
Page 1-9



3131
BSPP/Metric
Page 1-10



Straights - Inch

3175
NPT/BSPT
Page 1-7/8



3121
NPT
Page 1-9



Elbows

3109
BSPT/NPT
Page 1-10



3199
BSPP/Metric
Page 1-11



3192
BSPP
Page 1-12



3129
BSPT
Page 1-12



3169
BSPP/Metric
Page 1-13



3113
BSPT
Page 1-13



3133
BSPP/Metric
Page 1-13



3109
NPT/BSPT
Page 1-11



Elbows - Inch

Tees

3108
BSPT
Page 1-14



3198
BSPP/Metric
Page 1-14



3103
BSPT
Page 1-14



3193
BSPP/Metric
Page 1-15



Y

3148
BSPT
Page 1-15



3158
BSPP/Metric
Page 1-15



3112
BSPT
Page 1-16



3132
BSPP
Page 1-16



Cartridge

3100
Carstick®
Page 1-16



Cartridge - Inch

3100
Carstick®
Page 1-16



Tube-to-Tube Fittings

Straight

3106
Page 1-17



Straight - Inch

3106
Page 1-17



Elbow

3102
Page 1-17



Elbow - Inch

3102
Page 1-17



Tee

3104
Page 1-18



Tee - Inch

3104
Page 1-18



Y

3140
Page 1-18



Cross

3107
Page 1-19



Bulkhead Connector Fittings

Straights

3116
Page 1-20



3146
Page 1-20



3136
Page 1-20



Elbow

3139
Page 1-20



Multiple Fittings

Y

3144
Page 1-21



Tee

3304
Page 1-21



Elbow

3306
Page 1-21



Manifold

3310
Page 1-21



LF 3000® Push-In Fittings Range

Plug-In Fittings and Accessories

Elbows

3182
Page 1-22

3184
Page 1-22

3180
Page 1-22

Tees

3183
Page 1-23

3188
Page 1-23

Y

3142
Page 1-23

3143
Page 1-23

Elbows - Inch

3182
Page 1-22



Accessories

3120
Page 1-24

3166
Page 1-24

3168
Page 1-24

3126
Page 1-25

3122
Page 1-25

3151
Page 1-25

Accessories - Inch

3166
Page 1-24

3168
Page 1-24

3126
Page 1-25



Banjo Fittings

Banjo Fittings

3118
BSP/Metric
Page 1-27

3018
BSPT
Page 1-27

3124
BSP/Metric
Page 1-27

3149
BSP/Metric
Page 1-27

3119
BSP/Metric
Page 1-27



Modular Banjo Fittings

3538
Single Body
Page 1-28

3539
Double Body
Page 1-28

3549
Y Body
Page 1-28

3527
BSP/Metric
Page 1-29

3528
BSP/Metric
Page 1-29

3529
BSP
Page 1-29

3524
BSP/Metric
Page 1-29



Multi-Connectors

3300
Page 1-31

3320
Page 1-31

3321
Page 1-31

3329
Page 1-31

3379
Page 1-32

3381
Page 1-32



Self-Sealing and Oscillating Fittings

Self-Sealing Fittings

3391
BSP
Page 1-35

3091
BSPT
Page 1-35

3160
Page 1-35

Oscillating Fittings

3159
BSPT
Page 1-35

3189
BSP/Metric
Page 1-35



Accessories for Push-In Fittings

3130
Page 1-37

Clip
Page 1-37

3000 70
Page 1-37

3110
Page 1-37

0178
BSP/Metric
Page 1-37

0222
BSP/Metric
Page 1-37



LF 3000® Push-In Fittings

The LF 3000® range, with its wide variety of shapes and configurations, allows you to find **the perfect product to meet your needs** and thus **optimise the use** of your equipment.

Product Advantages

World-Class Performance

- 40 years of expertise
- Full bore for optimum flow
- Ideal for vacuum or pressure applications
- Automatic sealing guaranteed, in both static and dynamic applications
- Materials with high resistance
- Durability of product and equipment

Optimal Design

- 100% leak-tested in production
- Date coding to guarantee quality and traceability
- Compact and aesthetic design: reduced dimensions for space-saving
- Tube fixed during connection, preventing leakage
- Conforms to ISO 14743
- Excellent vacuum performance thanks to the patented sealing technology
- Lightweight: reduced energy consumption of operating systems
- Parallel threaded fitting with a patented captive O-ring seal
- Maximum flexibility due to the wide product range



- Robotics
- Automotive Process
- Pneumatics
- Semi-Conductors
- Textile
- Packaging
- Vacuum

Applications

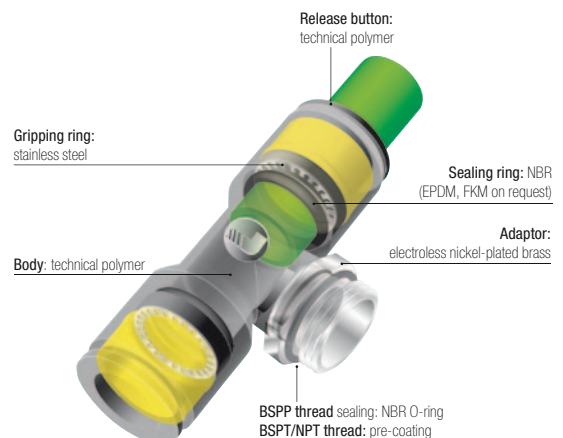
Technical Characteristics

Compatible Fluids	Compressed air Other fluids: please consult us
Working Pressure	Vacuum to 20 bar
Working Temperature	-20°C to +80°C

Tightening Torque (daN.m)	Threads								
	M3 x0.5	M5 x0.8	M7 x1	M10 x1	M12 x1.5	G1/8	G1/4	G3/8	G1/2
	0.06	0.16	0.8	0.8	1.1	0.8	1.2	3	3.5

Reliable performance is dependent upon the type of fluid conveyed, component materials and tubing being used.
Use is guaranteed with a vacuum of 755 mm Hg (99% vacuum).

Component Materials



Silicone-free


Regulations

ISO 14743: Pneumatic fluid power, push-in connectors for thermoplastic tubes
DI: 97/23/EC (PED)

DI: 2002/95/EC (RoHS), 2011/65/EC
DI: 1907/2006 (REACH)

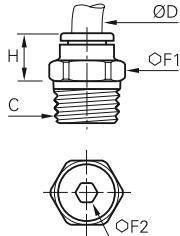
Stud Fittings

3175 Stud Fitting, Male BSPT Thread


ØD	C					kg
			F1	F2	H	
4	R1/8	3175 04 10	10	3	9.5	0.005
	R1/4	3175 04 13	14	3	6.5	0.012
	R3/8	3175 04 17	17	3	8	0.024
6	R1/8	3175 06 10	10	4	11.5	0.005
	R1/4	3175 06 13	14	4	8.5	0.011
	R3/8	3175 06 17	17	4	8.5	0.022
8	R1/2	3175 06 21	21	4	9	0.043
	R1/8	3175 08 10	13	5	20	0.011
	R1/4	3175 08 13	14	6	17	0.014
10	R3/8	3175 08 17	17	6	13	0.021
	R1/2	3175 08 21	21	6	12	0.040
	R1/8	3175 10 10	16	5	22.5	0.017
12	R1/4	3175 10 13	16	7	20	0.017
	R3/8	3175 10 17	17	8	16.5	0.019
	R1/2	3175 10 21	21	8	14	0.037
14	R1/4	3175 12 13	19	7	26.5	0.029
	R3/8	3175 12 17	19	9	24	0.028
	R1/2	3175 12 21	21	10	19.5	0.036
16	R3/8	3175 14 17	22	9	28.5	0.043
	R1/2	3175 14 21	24	10	23.5	0.047
16	R3/8	3175 16 17	27	9	32.5	0.068
	R1/2	3175 16 21	27	12	32.5	0.079

Pre-coated thread

Nickel-plated brass, NBR

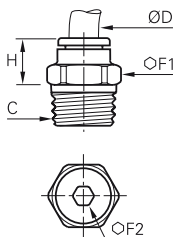


3175 Stud Fitting, Male NPT Thread

ØD	C					kg
			F1	F2	H	
6	NPT1/8	3175 06 11	11	4	11.5	0.006
	NPT1/4	3175 06 14	14	4	8.5	0.012
	NPT1/4	3175 10 14	16	7	20	0.018
10	NPT3/8	3175 10 18	18	8	16.5	0.023
	NPT1/2	3175 10 22	22	8	14	0.037
12	NPT3/8	3175 12 18	19	9	24	0.030
	NPT1/2	3175 12 22	22	10	19.5	0.037


Pre-coated thread

Nickel-plated brass, NBR



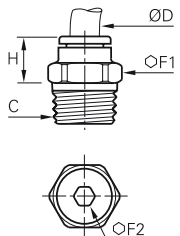
3175 Stud Fitting, Male NPT Thread

Inch

ØD	C					kg
			F1	F2	H	
1/8	NPT1/8	3175 53 11	11	2	7.2	0.006
	NPT1/4	3175 53 14	14	2	8	0.016
1/4	NPT1/8	3175 56 11	11	4	11.9	0.006
	NPT1/4	3175 56 14	14	4	9.4	0.013
	NPT3/8	3175 56 18	18	5	7.6	0.024
3/8	NPT1/8	3175 60 11	16	4	22.7	0.019
	NPT1/4	3175 60 14	16	7	20.5	0.019
	NPT3/8	3175 60 18	18	7	17.5	0.026
1/2	NPT3/8	3175 62 18	22	9.5	25.9	0.047
	NPT1/2	3175 62 22	24	9.5	22.1	0.064

Pre-coated thread

Nickel-plated brass, NBR



Other products are available upon request; please do not hesitate to consult us.

Stud Fittings

3175

Stud Fitting, Male BSPT Thread

Inch

Image	Nickel-plated brass, NBR	Diagram	ØD	C	Icon	F1	F2	H	kg
			1/8	R1/8	3175 53 10	11	3	8.5	0.005
3/16	R1/8	3175 55 10	11.1	3.2	15.5	0.009			
	R1/4	3175 55 13	14.3	4	15	0.020			
1/4	R1/8	3175 56 10	11	4	12	0.006			
	R1/4	3175 56 13	14	4	9.5	0.021			
3/8	R1/4	3175 60 13	18	5	7.5	0.017			
	R3/8	3175 60 17	13	5	20	0.019			
1/2	R1/2	3175 60 21	14	6	16.8	0.061			
	R1/4	3175 62 13	22	6	26.9	0.044			
	R3/8	3175 62 17	22	7	25.9	0.048			
			R1/2	3175 62 21	24	7	20.5	0.049	

Pre-coated thread

3101

Stud Fitting, Male BSPP and Metric Thread

Image	Nickel-plated brass, NBR	Diagram	ØD	C	Icon	E	F1	F2	H	kg
			3	M3x0.5	3101 03 09*	2.5	8	-	12.5	0.003
M5x0.8	3101 03 19	3.5		8	2.5	12.5	0.004			
4	M3x0.5	3101 04 09*	2.5	8	-	14.5	0.003			
	M5x0.8	3101 04 19	3	9	2.5	14	0.003			
6	M7x1	3101 04 55	5	10	2.5	14	0.004			
	G1/8	3101 04 10	5	13	3	11.5	0.007			
8	G1/4	3101 04 13	5.5	16	3	10.5	0.011			
	M5x0.8	3101 06 19	3	11	2.5	16	0.005			
10	M7x1	3101 06 55	5	10	3	16	0.006			
	M10x1	3101 06 60	5	13	4	13	0.007			
12	M12x1.5	3101 06 67	5.5	15	4	13	0.009			
	G1/8	3101 06 10	5	13	4	13	0.007			
14	G1/4	3101 06 13	5.5	16	4	12.5	0.011			
	G3/8	3101 06 17	5.5	20	4	13	0.020			
16	G1/2	3101 06 21	7.5	24	4	20	0.040			
	M10x1	3101 08 60	5	13	5	21	0.011			
18	M12x1.5	3101 08 67	5.5	15	5	21	0.015			
	G1/8	3101 08 10	4.5	13	5	20.5	0.011			
20	G1/4	3101 08 13	5.5	16	6	19.5	0.016			
	G3/8	3101 08 17	5.5	20	6	18	0.022			
22	G1/2	3101 08 21	7.5	24	6	16.5	0.039			
	G1/4	3101 10 13	5.5	16	7	23	0.018			
24	G3/8	3101 10 17	5.5	20	8	19.5	0.021			
	G1/2	3101 10 21	7.5	24	8	18.5	0.033			
26	G1/4	3101 12 13	5.5	19	7	27.5	0.027			
	G3/8	3101 12 17	5.5	20	9	27	0.029			
28	G1/2	3101 12 21	7	24	11	22.5	0.035			
	G3/8	3101 14 17	5.5	22	9	29.5	0.041			
30	G1/2	3101 14 21	7	24	11	28	0.047			
	G3/8	3101 16 17	7.5	27	9	32.5	0.061			
32	G1/2	3101 16 21	9	27	12	32.5	0.066			

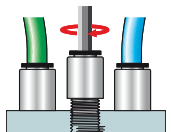
* Bi-material O ring seal

3181

Stud Fitting Round Body, Male Metric Thread


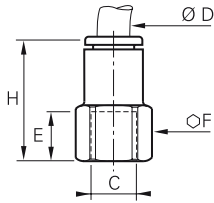

Image	Nickel-plated brass, NBR	Diagram	ØD	C	Icon	E	F	G	H	kg
			4	M5x0.8	3181 04 19	3.5	2.5	8.5	14.5	0.005
M7x1	3181 04 55	5		3	10	14	0.004			
6	M5x0.8	3181 06 19	3.5	2.5	11	16	0.007			
	M7x1	3181 06 55	5	3	10	16	0.005			

The internal hexagon and circular external shape ensure that model 3181 provides highly compact assembly. They can be easily installed with an Allen key without the need of a spanner.


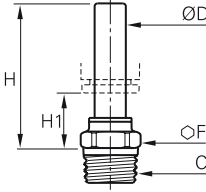



Stud Fittings

3114 Stud Fitting, Female BSPP and Metric Thread


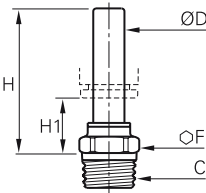

	Nickel-plated brass, NBR		ØD	C		E	F	H	kg
			4	M5x0.8	3114 04 19	6.5	8	19.5	0.005
				G1/8	3114 04 10	9.5	13	22.5	0.010
				G1/4	3114 04 13	13.5	16	26.5	0.015
			6	G1/8	3114 06 10	9.5	13	24.5	0.011
				G1/4	3114 06 13	13.5	16	28.5	0.017
			8	G1/8	3114 08 10	9.5	13	29	0.015
				G1/4	3114 08 13	13.5	16	33	0.021
				G3/8	3114 08 17	14	19	34	0.025
			10	G1/4	3114 10 13	13.5	16	36	0.027
				G3/8	3114 10 17	14	19	36	0.027
				G1/2	3114 10 21	19.5	24	41.5	0.048
			12	G3/8	3114 12 17	14	19	40	0.033
				G1/2	3114 12 21	19.5	24	45.5	0.052
			14	G3/8	3114 14 17	14	22	42.5	0.057
			16	G1/2	3114 16 21	15	27	49	0.096

3121 Stud Standpipe, Male BSPT Thread

	Technical polymer, nickel-plated brass		ØD	C		F	H	H1	kg
			4	R1/8	3121 04 10	10	26	14	0.005
				R1/4	3121 04 13	14	26.5	14.5	0.014
			6	R1/8	3121 06 10	10	28	14	0.005
				R1/4	3121 06 13	14	28.5	14.5	0.014
			8	R1/8	3121 08 10	10	29.5	11	0.006
				R1/4	3121 08 13	14	28.5	10	0.012
				R3/8	3121 08 17	17	28.5	10	0.015
			10	R1/4	3121 10 13	15	36	15.5	0.012
				R3/8	3121 10 17	17	36	15.5	0.017
				R1/2	3121 10 21	21	36	15.5	0.028
			12	R3/8	3121 12 17	17	36.5	12	0.018
				R1/2	3121 12 21	21	36.5	12	0.028
			14	R1/2	3121 14 21	21	41	13.5	0.042

Pre-coated thread


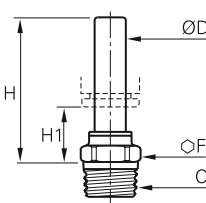

3121 Stud Standpipe, Male NPT Thread

	Technical polymer, nickel-plated brass		ØD	C		F	H	H1	kg
			4	NPT1/8	3121 04 11	11	25.9	14.5	0.007
				NPT1/4	3121 04 14	14	26.4	15	0.017
			8	NPT1/8	3121 08 11	11	29.5	10.9	0.008
				NPT1/4	3121 08 14	14	28.4	9.9	0.014

Pre-coated thread
5/32" (4 mm) and 5/16" (8 mm) are also available

3121 Stud Standpipe, Male NPT Thread


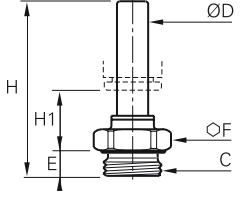

Inch

	Technical polymer, nickel-plated brass		ØD	C		F	H	H1	kg
			1/4	NPT1/8	3121 56 11	11	30	15.5	0.001
				NPT1/4	3121 56 14	14	28.4	14.5	0.001
				NPT1/8	3121 60 11	15	44.4	16.5	0.013
			3/8	NPT1/4	3121 60 14	15	36.1	17	0.014
				NPT3/8	3121 60 18	18	36.1	15.5	0.023
			1/2	NPT3/8	3121 62 18	17	36.6	9.4	0.026
				NPT1/2	3121 62 22	21	37.1	9.9	0.046


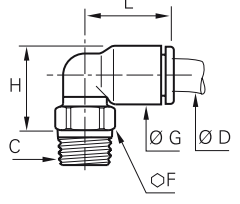

Pre-coated thread
5/32" (4 mm) and 5/16" (8 mm) are also available

Stud Fittings

3131 Stud Standpipe, Male BSPP and Metric Thread


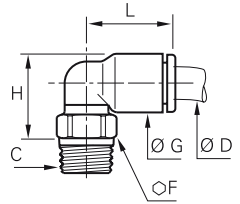

	Technical polymer, nickel-plated brass, NBR		ØD	C		E	F	H	H1	kg																																																																																																															
			<table border="1"> <tr> <td rowspan="3">4</td> <td>M5x0.8</td> <td>3131 04 19</td> <td>3.5</td> <td>8</td> <td>31</td> <td>16</td> <td>0.002</td> </tr> <tr> <td>G1/8</td> <td>3131 04 10</td> <td>5</td> <td>13</td> <td>30</td> <td>13.5</td> <td>0.005</td> </tr> <tr> <td>G1/4</td> <td>3131 04 13</td> <td>5.5</td> <td>16</td> <td>31</td> <td>13.5</td> <td>0.010</td> </tr> <tr> <td rowspan="2">6</td> <td>G1/8</td> <td>3131 06 10</td> <td>5</td> <td>13</td> <td>32</td> <td>13.5</td> <td>0.005</td> </tr> <tr> <td>G1/4</td> <td>3131 06 13</td> <td>5.5</td> <td>16</td> <td>33</td> <td>13.5</td> <td>0.010</td> </tr> <tr> <td rowspan="3">8</td> <td>G1/8</td> <td>3131 08 10</td> <td>5</td> <td>13</td> <td>35.5</td> <td>12.5</td> <td>0.008</td> </tr> <tr> <td>G1/4</td> <td>3131 08 13</td> <td>5.5</td> <td>16</td> <td>34.5</td> <td>10.5</td> <td>0.010</td> </tr> <tr> <td>G3/8</td> <td>3131 08 17</td> <td>5.5</td> <td>20</td> <td>34.5</td> <td>10.5</td> <td>0.015</td> </tr> <tr> <td rowspan="3">10</td> <td>G1/4</td> <td>3131 10 13</td> <td>5.5</td> <td>16</td> <td>43.5</td> <td>17.5</td> <td>0.012</td> </tr> <tr> <td>G3/8</td> <td>3131 10 17</td> <td>5.5</td> <td>20</td> <td>41.5</td> <td>15.5</td> <td>0.015</td> </tr> <tr> <td>G1/2</td> <td>3131 10 21</td> <td>7.5</td> <td>24</td> <td>41.5</td> <td>15.5</td> <td>0.024</td> </tr> <tr> <td rowspan="2">12</td> <td>G3/8</td> <td>3131 12 17</td> <td>5.5</td> <td>20</td> <td>42</td> <td>12</td> <td>0.015</td> </tr> <tr> <td>G1/2</td> <td>3131 12 21</td> <td>7</td> <td>24</td> <td>43.5</td> <td>12</td> <td>0.025</td> </tr> <tr> <td rowspan="2">14</td> <td>G3/8</td> <td>3131 14 17</td> <td>5.5</td> <td>20</td> <td>46.5</td> <td>14</td> <td>0.018</td> </tr> <tr> <td>G1/2</td> <td>3131 14 21</td> <td>7</td> <td>24</td> <td>48</td> <td>13.5</td> <td>0.025</td> </tr> </table>											4	M5x0.8	3131 04 19	3.5	8	31	16	0.002	G1/8	3131 04 10	5	13	30	13.5	0.005	G1/4	3131 04 13	5.5	16	31	13.5	0.010	6	G1/8	3131 06 10	5	13	32	13.5	0.005	G1/4	3131 06 13	5.5	16	33	13.5	0.010	8	G1/8	3131 08 10	5	13	35.5	12.5	0.008	G1/4	3131 08 13	5.5	16	34.5	10.5	0.010	G3/8	3131 08 17	5.5	20	34.5	10.5	0.015	10	G1/4	3131 10 13	5.5	16	43.5	17.5	0.012	G3/8	3131 10 17	5.5	20	41.5	15.5	0.015	G1/2	3131 10 21	7.5	24	41.5	15.5	0.024	12	G3/8	3131 12 17	5.5	20	42	12	0.015	G1/2	3131 12 21	7	24	43.5	12	0.025	14	G3/8	3131 14 17	5.5	20	46.5	14	0.018	G1/2	3131 14 21	7	24
4	M5x0.8	3131 04 19	3.5	8	31	16	0.002																																																																																																																		
	G1/8	3131 04 10	5	13	30	13.5	0.005																																																																																																																		
	G1/4	3131 04 13	5.5	16	31	13.5	0.010																																																																																																																		
6	G1/8	3131 06 10	5	13	32	13.5	0.005																																																																																																																		
	G1/4	3131 06 13	5.5	16	33	13.5	0.010																																																																																																																		
8	G1/8	3131 08 10	5	13	35.5	12.5	0.008																																																																																																																		
	G1/4	3131 08 13	5.5	16	34.5	10.5	0.010																																																																																																																		
	G3/8	3131 08 17	5.5	20	34.5	10.5	0.015																																																																																																																		
10	G1/4	3131 10 13	5.5	16	43.5	17.5	0.012																																																																																																																		
	G3/8	3131 10 17	5.5	20	41.5	15.5	0.015																																																																																																																		
	G1/2	3131 10 21	7.5	24	41.5	15.5	0.024																																																																																																																		
12	G3/8	3131 12 17	5.5	20	42	12	0.015																																																																																																																		
	G1/2	3131 12 21	7	24	43.5	12	0.025																																																																																																																		
14	G3/8	3131 14 17	5.5	20	46.5	14	0.018																																																																																																																		
	G1/2	3131 14 21	7	24	48	13.5	0.025																																																																																																																		

3109 Stud Elbow, Male BSPT Thread

	Technical polymer, nickel-plated brass, NBR		ØD	C		F	G	H	L	kg																																																																																																																																																																		
			<table border="1"> <tr> <td rowspan="3">4</td> <td>R1/8</td> <td>3109 04 10</td> <td>10</td> <td>8.5</td> <td>13.5</td> <td>14</td> <td>0.006</td> </tr> <tr> <td>R1/4</td> <td>3109 04 13</td> <td>14</td> <td>8.5</td> <td>14</td> <td>14</td> <td>0.015</td> </tr> <tr> <td>R3/8</td> <td>3109 04 17</td> <td>17</td> <td>8.5</td> <td>13.5</td> <td>14</td> <td>0.018</td> </tr> <tr> <td rowspan="3">6</td> <td>R1/8</td> <td>3109 06 10</td> <td>10</td> <td>10.5</td> <td>15.5</td> <td>16</td> <td>0.006</td> </tr> <tr> <td>R1/4</td> <td>3109 06 13</td> <td>14</td> <td>10.5</td> <td>16</td> <td>16</td> <td>0.015</td> </tr> <tr> <td>R3/8</td> <td>3109 06 17</td> <td>17</td> <td>10.5</td> <td>16</td> <td>16</td> <td>0.019</td> </tr> <tr> <td rowspan="3">8</td> <td>R1/2</td> <td>3109 06 21</td> <td>21</td> <td>10.5</td> <td>16.5</td> <td>16</td> <td>0.034</td> </tr> <tr> <td>R1/8</td> <td>3109 08 10</td> <td>10</td> <td>13.5</td> <td>19</td> <td>23</td> <td>0.007</td> </tr> <tr> <td>R1/4</td> <td>3109 08 13</td> <td>14</td> <td>13.5</td> <td>18</td> <td>23</td> <td>0.014</td> </tr> <tr> <td rowspan="3">10</td> <td>R3/8</td> <td>3109 08 17</td> <td>17</td> <td>13.5</td> <td>18</td> <td>23</td> <td>0.018</td> </tr> <tr> <td>R1/2</td> <td>3109 08 21</td> <td>21</td> <td>13.5</td> <td>19.5</td> <td>23</td> <td>0.033</td> </tr> <tr> <td>R1/8</td> <td>3109 10 10</td> <td>15</td> <td>16</td> <td>23</td> <td>26.5</td> <td>0.012</td> </tr> <tr> <td rowspan="3">12</td> <td>R1/4</td> <td>3109 10 13</td> <td>15</td> <td>16</td> <td>22</td> <td>26.5</td> <td>0.014</td> </tr> <tr> <td>R3/8</td> <td>3109 10 17</td> <td>17</td> <td>16</td> <td>22</td> <td>26.5</td> <td>0.019</td> </tr> <tr> <td>R1/2</td> <td>3109 10 21</td> <td>21</td> <td>16</td> <td>22</td> <td>26.5</td> <td>0.031</td> </tr> <tr> <td rowspan="3">14</td> <td>R1/4</td> <td>3109 12 13</td> <td>15</td> <td>19</td> <td>25</td> <td>31</td> <td>0.016</td> </tr> <tr> <td>R3/8</td> <td>3109 12 17</td> <td>17</td> <td>19</td> <td>25</td> <td>31</td> <td>0.022</td> </tr> <tr> <td>R1/2</td> <td>3109 12 21</td> <td>21</td> <td>19</td> <td>25</td> <td>31</td> <td>0.033</td> </tr> <tr> <td rowspan="2">16</td> <td>R3/8</td> <td>3109 14 17</td> <td>20</td> <td>22</td> <td>30.5</td> <td>35.5</td> <td>0.031</td> </tr> <tr> <td>R1/2</td> <td>3109 14 21</td> <td>24</td> <td>22</td> <td>28.5</td> <td>35.5</td> <td>0.041</td> </tr> <tr> <td rowspan="2">16</td> <td>R3/8</td> <td>3109 16 17</td> <td>27</td> <td>27</td> <td>53</td> <td>39</td> <td>0.106</td> </tr> <tr> <td>R1/2</td> <td>3109 16 21</td> <td>27</td> <td>27</td> <td>53</td> <td>39</td> <td>0.104</td> </tr> </table>											4	R1/8	3109 04 10	10	8.5	13.5	14	0.006	R1/4	3109 04 13	14	8.5	14	14	0.015	R3/8	3109 04 17	17	8.5	13.5	14	0.018	6	R1/8	3109 06 10	10	10.5	15.5	16	0.006	R1/4	3109 06 13	14	10.5	16	16	0.015	R3/8	3109 06 17	17	10.5	16	16	0.019	8	R1/2	3109 06 21	21	10.5	16.5	16	0.034	R1/8	3109 08 10	10	13.5	19	23	0.007	R1/4	3109 08 13	14	13.5	18	23	0.014	10	R3/8	3109 08 17	17	13.5	18	23	0.018	R1/2	3109 08 21	21	13.5	19.5	23	0.033	R1/8	3109 10 10	15	16	23	26.5	0.012	12	R1/4	3109 10 13	15	16	22	26.5	0.014	R3/8	3109 10 17	17	16	22	26.5	0.019	R1/2	3109 10 21	21	16	22	26.5	0.031	14	R1/4	3109 12 13	15	19	25	31	0.016	R3/8	3109 12 17	17	19	25	31	0.022	R1/2	3109 12 21	21	19	25	31	0.033	16	R3/8	3109 14 17	20	22	30.5	35.5	0.031	R1/2	3109 14 21	24	22	28.5	35.5	0.041	16	R3/8	3109 16 17	27	27	53	39	0.106	R1/2	3109 16 21	27	27
4	R1/8	3109 04 10	10	8.5	13.5	14	0.006																																																																																																																																																																					
	R1/4	3109 04 13	14	8.5	14	14	0.015																																																																																																																																																																					
	R3/8	3109 04 17	17	8.5	13.5	14	0.018																																																																																																																																																																					
6	R1/8	3109 06 10	10	10.5	15.5	16	0.006																																																																																																																																																																					
	R1/4	3109 06 13	14	10.5	16	16	0.015																																																																																																																																																																					
	R3/8	3109 06 17	17	10.5	16	16	0.019																																																																																																																																																																					
8	R1/2	3109 06 21	21	10.5	16.5	16	0.034																																																																																																																																																																					
	R1/8	3109 08 10	10	13.5	19	23	0.007																																																																																																																																																																					
	R1/4	3109 08 13	14	13.5	18	23	0.014																																																																																																																																																																					
10	R3/8	3109 08 17	17	13.5	18	23	0.018																																																																																																																																																																					
	R1/2	3109 08 21	21	13.5	19.5	23	0.033																																																																																																																																																																					
	R1/8	3109 10 10	15	16	23	26.5	0.012																																																																																																																																																																					
12	R1/4	3109 10 13	15	16	22	26.5	0.014																																																																																																																																																																					
	R3/8	3109 10 17	17	16	22	26.5	0.019																																																																																																																																																																					
	R1/2	3109 10 21	21	16	22	26.5	0.031																																																																																																																																																																					
14	R1/4	3109 12 13	15	19	25	31	0.016																																																																																																																																																																					
	R3/8	3109 12 17	17	19	25	31	0.022																																																																																																																																																																					
	R1/2	3109 12 21	21	19	25	31	0.033																																																																																																																																																																					
16	R3/8	3109 14 17	20	22	30.5	35.5	0.031																																																																																																																																																																					
	R1/2	3109 14 21	24	22	28.5	35.5	0.041																																																																																																																																																																					
16	R3/8	3109 16 17	27	27	53	39	0.106																																																																																																																																																																					
	R1/2	3109 16 21	27	27	53	39	0.104																																																																																																																																																																					

Pre-coated thread
The body swivels for positioning purposes.


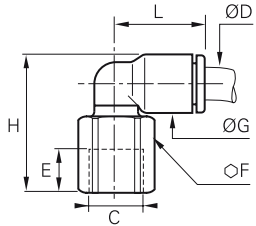

3109 Stud Elbow, Male NPT Thread

	Technical polymer, nickel-plated brass, NBR		ØD	C		F	G	H	L	kg																																																																																		
			<table border="1"> <tr> <td rowspan="2">4</td> <td>NPT1/8</td> <td>3109 04 11</td> <td>11</td> <td>8.4</td> <td>13.5</td> <td>14</td> <td>0.007</td> </tr> <tr> <td>NPT1/4</td> <td>3109 04 14</td> <td>14</td> <td>8.4</td> <td>14</td> <td>14</td> <td>0.016</td> </tr> <tr> <td rowspan="2">6</td> <td>NPT1/8</td> <td>3109 06 11</td> <td>11</td> <td>10.5</td> <td>15.5</td> <td>16</td> <td>0.007</td> </tr> <tr> <td>NPT1/4</td> <td>3109 06 14</td> <td>14</td> <td>10.5</td> <td>16</td> <td>16</td> <td>0.017</td> </tr> <tr> <td rowspan="2">8</td> <td>NPT1/8</td> <td>3109 08 11</td> <td>11</td> <td>13.5</td> <td>19</td> <td>23.1</td> <td>0.009</td> </tr> <tr> <td>NPT1/4</td> <td>3109 08 14</td> <td>14</td> <td>13.5</td> <td>18</td> <td>23.1</td> <td>0.015</td> </tr> <tr> <td rowspan="3">10</td> <td>NPT1/4</td> <td>3109 10 14</td> <td>15</td> <td>16</td> <td>23</td> <td>26.5</td> <td>0.017</td> </tr> <tr> <td>NPT3/8</td> <td>3109 10 18</td> <td>18</td> <td>16</td> <td>22</td> <td>26.5</td> <td>0.024</td> </tr> <tr> <td>NPT1/2</td> <td>3109 10 22</td> <td>22</td> <td>16</td> <td>23</td> <td>26.5</td> <td>0.045</td> </tr> <tr> <td rowspan="2">12</td> <td>NPT3/8</td> <td>3109 12 18</td> <td>18</td> <td>19</td> <td>25</td> <td>31</td> <td>0.050</td> </tr> <tr> <td>NPT1/2</td> <td>3109 12 22</td> <td>22</td> <td>19</td> <td>26</td> <td>31</td> <td>0.092</td> </tr> </table>											4	NPT1/8	3109 04 11	11	8.4	13.5	14	0.007	NPT1/4	3109 04 14	14	8.4	14	14	0.016	6	NPT1/8	3109 06 11	11	10.5	15.5	16	0.007	NPT1/4	3109 06 14	14	10.5	16	16	0.017	8	NPT1/8	3109 08 11	11	13.5	19	23.1	0.009	NPT1/4	3109 08 14	14	13.5	18	23.1	0.015	10	NPT1/4	3109 10 14	15	16	23	26.5	0.017	NPT3/8	3109 10 18	18	16	22	26.5	0.024	NPT1/2	3109 10 22	22	16	23	26.5	0.045	12	NPT3/8	3109 12 18	18	19	25	31	0.050	NPT1/2	3109 12 22	22	19
4	NPT1/8	3109 04 11	11	8.4	13.5	14	0.007																																																																																					
	NPT1/4	3109 04 14	14	8.4	14	14	0.016																																																																																					
6	NPT1/8	3109 06 11	11	10.5	15.5	16	0.007																																																																																					
	NPT1/4	3109 06 14	14	10.5	16	16	0.017																																																																																					
8	NPT1/8	3109 08 11	11	13.5	19	23.1	0.009																																																																																					
	NPT1/4	3109 08 14	14	13.5	18	23.1	0.015																																																																																					
10	NPT1/4	3109 10 14	15	16	23	26.5	0.017																																																																																					
	NPT3/8	3109 10 18	18	16	22	26.5	0.024																																																																																					
	NPT1/2	3109 10 22	22	16	23	26.5	0.045																																																																																					
12	NPT3/8	3109 12 18	18	19	25	31	0.050																																																																																					
	NPT1/2	3109 12 22	22	19	26	31	0.092																																																																																					

Pre-coated thread
The body swivels for positioning purposes.


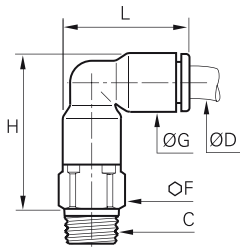

Stud Fittings

3192 Stud Elbow, Female BSPP Thread

		Technical polymer, nickel-plated brass, NBR	ØD	C		E	F	G	H	L	kg
			4	G1/8	3192 04 10	8.5	13	8.5	23	14	0.010
				G1/4	3192 04 13	11.5	16	8.5	27	14	0.017
			6	G1/8	3192 06 10	8.5	13	10.5	25	16	0.010
				G1/4	3192 06 13	11.5	16	10.5	29	16	0.017
				G1/8	3192 08 10	8.5	13	13.5	28	23	0.012
				G1/4	3192 08 13	11.5	16	13.5	32	23	0.020
				G3/8	3192 08 17	12	19	13.5	33	23	0.026
				G1/4	3192 10 13	11	16	16	34.5	26.5	0.020
				G3/8	3192 10 17	12	19	16	35	26.5	0.025
				G1/2	3192 10 21	16	24	16	41	26.5	0.049
				G1/4	3192 12 13	11	16	19	38	30.5	0.023
				G3/8	3192 12 17	12	19	19	38.5	30.5	0.027
				G1/2	3192 12 21	16	24	19	43.5	30.5	0.050

The body swivels for positioning purposes.

3129 Extended Stud Elbow, Male BSPT Thread

		Technical polymer, nickel-plated brass, NBR	ØD	C		F	G	H	L	kg
			4	R1/8	3129 04 10	10	8.5	23	19	0.008
				R1/4	3129 04 13	14	8.5	23.5	19	0.018
			6	R1/8	3129 06 10	10	10.5	27	22.5	0.010
				R1/4	3129 06 13	14	10.5	27.5	22.5	0.020
				R1/8	3129 08 10	13	13.5	34.5	29.5	0.018
				R1/4	3129 08 13	14	13.5	32.5	29.5	0.022
				R3/8	3129 08 17	17	13.5	33	29.5	0.032
				R1/4	3129 10 13	15	16	39.5	34.5	0.031
				R3/8	3129 10 17	17	16	39.5	34.5	0.041
				R1/2	3129 10 21	21	16	39.5	34.5	0.060
				R1/4	3129 12 13	19	19	45.5	40.5	0.035
				R3/8	3129 12 17	19	19	45.5	40.5	0.051
				R1/2	3129 12 21	21	19	45.5	40.5	0.065
				R3/8	3129 14 17	21	22	51.5	46.5	0.064
				R1/2	3129 14 21	21	22	51.5	46.5	0.070


Pre-coated thread
The body swivels for positioning purposes.

Parker Legris offers the solution to enable many types of configuration options.




Stud Fittings

3169 Extended Stud Elbow, Male BSPP and Metric Thread

ØD	C		E	F	G	H	L	kg
4	M5x0.8	3169 04 19	3.5	8	8.5	23	19	0.005
	M7x1	3169 04 55	4.5	10	8.5	22.5	19	0.008
	G1/8	3169 04 10	5	13	8.5	22.5	19	0.009
	G1/4	3169 04 13	5.5	16	8.5	22.5	19	0.014
6	M5x0.8	3169 06 19	3.5	10	10.5	27.5	23	0.008
	M7x1	3169 06 55	4.5	10	10.5	26	23	0.012
	G1/8	3169 06 10	5	13	10.5	27	23	0.011
	G1/4	3169 06 13	5.5	16	10.5	27	23	0.016
8	G1/8	3169 08 10	5	13	13.5	36	29.5	0.018
	G1/4	3169 08 13	5.5	16	13.5	33	29.5	0.020
	G3/8	3169 08 17	5.5	20	13.5	33	29.5	0.028
10	G1/4	3169 10 13	5.5	16	16	40.5	34.5	0.029
	G3/8	3169 10 17	5.5	20	16	40.5	34.5	0.037
12	G1/2	3169 12 21	7.5	24	16	40.5	34.5	0.042
	G1/4	3169 12 13	5.5	19	19	44.5	40.5	0.049
14	G3/8	3169 14 17	5.5	20	19	42	40.5	0.040
	G1/2	3169 12 21	7.5	24	19	42	40.5	0.049
16	G3/8	3169 14 17	5.5	22	22	51	46.5	0.059
	G1/2	3169 14 21	7.5	24	22	48.5	46.5	0.063
16	G3/8	3169 16 17	7.5	27	27	82.5	52	0.220
	G1/2	3169 16 21	9	27	27	82.5	52	0.206


The body swivels for positioning purposes.

3113 45° Elbow, Male BSPT Thread

ØD	C		F	G	H	L	kg
4	R1/8	3113 04 10	10	9	21	13	0.006
6	R1/8	3113 06 10	10	11	24.5	14.5	0.006
	R1/4	3113 06 13	14	11	25	14.5	0.015
8	R1/8	3113 08 10	10	13.5	30	19.5	0.008
	R1/4	3113 08 13	14	13.5	28.5	19.5	0.015
10	R3/8	3113 08 17	17	13.5	28.5	19.5	0.020
	R1/4	3113 10 13	15	16	33.5	23	0.014
12	R3/8	3113 10 17	17	16	33.5	23	0.019
	R1/2	3113 10 21	21	16	34	23	0.100
12	R1/4	3113 12 13	15	19	39	26	0.016
	R3/8	3113 12 17	17	19	39	26	0.022
12	R1/2	3113 12 21	21	19	39	26	0.040

Pre-coated thread
The body swivels for positioning purposes.
This model prevents distortion of the tube.

3133 45° Elbow, Male BSPP and Metric Thread

ØD	C		E	F	G	H	L	kg
4	M5x0.8	3133 04 19	3.5	8	9	23	13	0.003
	G1/8	3133 04 10	4.5	13	9	20.5	13	0.006
6	M5x0.8	3133 06 19	3.5	8	11	28	14.5	0.003
	G1/8	3133 06 10	4.5	13	11	24	14.5	0.006
8	G1/4	3133 06 13	5.5	16	11	24	14.5	0.011
	G1/8	3133 08 10	4.5	13	13.5	31	19.5	0.011
10	G1/4	3133 08 13	5.5	16	13.5	29	19.5	0.012
	G3/8	3133 08 17	5.5	20	13.5	29	19.5	0.020
12	G1/4	3133 10 13	5.5	16	16	35	23	0.014
	G3/8	3133 10 17	5.5	20	16	33.5	23	0.017
12	G1/2	3133 10 21	7	24	16	33.5	23	0.026
	G1/4	3133 12 13	5.5	16	19	40.5	26	0.016
12	G3/8	3133 12 17	5.5	20	19	39	26	0.019
	G1/2	3133 12 21	7	24	19	39	26	0.028

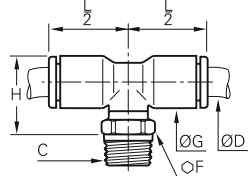
The body swivels for positioning purposes.
This model prevents distortion of the tube.

Stud Fittings

3108 Stud Branch Tee, Male BSPT Thread



Technical polymer, nickel-plated brass, NBR



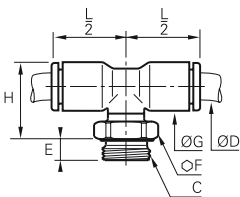
ØD	C		F	G	H	L/2	kg
4	R1/8	3108 04 10	10	8.5	15.5	14	0.006
	R1/4	3108 04 13	14	8.5	16	14	0.015
6	R1/8	3108 06 10	10	10.5	17.5	16	0.007
	R1/4	3108 06 13	14	10.5	18	16	0.016
8	R1/8	3108 08 10	10	13.5	22	23	0.009
	R1/4	3108 08 13	14	13.5	21	23	0.016
	R3/8	3108 08 17	17	13.5	21	23	0.020
10	R1/4	3108 10 13	15	16	24	26.5	0.017
	R3/8	3108 10 17	17	16	24	26.5	0.022
	R1/2	3108 10 21	21	16	24	26.5	0.033
12	R1/4	3108 12 13	15	19	27	31	0.021
	R3/8	3108 12 17	17	19	27	31	0.026
	R1/2	3108 12 21	21	19	27	31	0.037
14	R3/8	3108 14 17	20	22	30.5	35	0.038
	R1/2	3108 14 21	24	22	28.5	35	0.048
	R3/8	3108 16 17	27	27	53	38.5	0.128
16	R1/2	3108 16 21	27	27	53	38.5	0.124

Pre-coated thread
The body swivels for positioning purposes.

3198 Stud Branch Tee, Male BSPP and Metric Thread



Technical polymer, nickel-plated brass, NBR



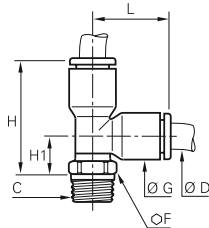
ØD	C		E	F	G	H	L/2	kg
4	M5x0.8	3198 04 19	3.5	8	8.5	17.5	14	0.003
	G1/8	3198 04 10	5	13	8.5	15	14	0.006
	G1/4	3198 04 13	5.5	16	8.5	15	14	0.011
6	M5x0.8	3198 06 19	3.5	8	10.5	19.5	16	0.004
	G1/8	3198 06 10	5	13	10.5	17	16	0.007
	G1/4	3198 06 13	5.5	16	10.5	17	16	0.012
8	G1/8	3198 08 10	4.5	13	13.5	23.5	23	0.011
	G1/4	3198 08 13	5.5	16	13.5	21.5	23	0.014
	G3/8	3198 08 17	5.5	20	13.5	21.5	23	0.019
10	G1/4	3198 10 13	5.5	16	16	26	26.5	0.017
	G3/8	3198 10 17	5.5	20	16	24	26.5	0.020
	G1/2	3198 10 21	7.5	24	16	24	26.5	0.029
12	G1/4	3198 12 13	5.5	16	19	29	31	0.021
	G3/8	3198 12 17	5.5	20	19	27	31	0.024
	G1/2	3198 12 21	7	24	19	27	31	0.033
14	G3/8	3198 14 17	5.5	20	22	32.5	35.5	0.036
	G1/2	3198 14 21	7	24	22	27	35.5	0.036
	G3/8	3198 16 17	7.5	27	27	54.5	38.5	0.121
16	G1/2	3198 16 21	9	27	27	54.5	38.5	0.117

The body swivels for positioning purposes.

3103 Stud Run Tee, BSPT Thread



Technical polymer, nickel-plated brass, NBR



ØD	C		F	G	H	H1	L	kg
4	R1/8	3103 04 10	10	8.5	23.5	9	14.5	0.006
	R1/4	3103 04 13	14	8.5	24	9.5	14.5	0.015
6	R1/8	3103 06 10	10	10.5	27.5	10	17.5	0.007
	R1/4	3103 06 13	14	10.5	28	10.5	17.5	0.016
8	R1/8	3103 08 10	10	13.5	35	12	23	0.009
	R1/4	3103 08 13	14	13.5	34	11	23	0.015
	R3/8	3103 08 17	17	13.5	34	11	23	0.020
10	R1/4	3103 10 13	15	16	40.5	14	26.5	0.017
	R3/8	3103 10 17	17	16	40.5	14	26.5	0.022
	R1/2	3103 10 21	21	16	40.5	14	26.5	0.033
12	R1/4	3103 12 13	15	19	46.5	15.5	31	0.028
	R3/8	3103 12 17	17	19	46.5	15.5	31	0.026
	R1/2	3103 12 21	21	19	46.5	15.5	31	0.037
14	R3/8	3103 14 17	20	22	55	19.5	35.5	0.037
	R1/2	3103 14 21	24	22	52.5	17.5	35.5	0.048
	R3/8	3103 16 17	27	27	78	27	38.5	0.126
16	R1/2	3103 16 21	27	27	78	27	38.5	0.124

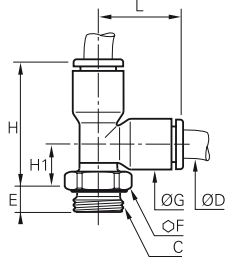
Pre-coated thread
The body swivels for positioning purposes.

Stud Fittings

3193 Stud Run Tee, Male BSPP and Metric Thread



Technical polymer, nickel-plated brass, NBR



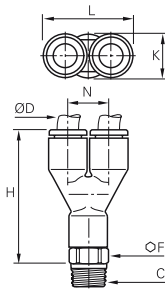
ØD	C		E	F	G	H	H1	L	kg
4	M5x0.8	3193 04 19	3.5	8	8.5	26	11.5	14.5	0.003
	G1/8	3193 04 10	5	13	8.5	23	8.5	14.5	0.006
	G1/4	3193 04 13	5.5	16	8.5	23	8.5	14.5	0.011
6	M5x0.8	3193 06 19	3.5	8	10.5	29.5	12.5	17.5	0.004
	G1/8	3193 06 10	5	13	10.5	27	10	17.5	0.007
	G1/4	3193 06 13	5.5	16	10.5	27	10	17.5	0.012
8	G1/8	3193 08 10	4.5	13	13.5	36.5	14	23	0.011
	G1/4	3193 08 13	5.5	16	13.5	34.5	12	23	0.014
	G3/8	3193 08 17	5.5	20	13.5	34.5	12	23	0.019
10	G1/4	3193 10 13	5.5	16	16	42	15.5	26.5	0.017
	G3/8	3193 10 17	5.5	20	16	40.5	14	26.5	0.020
	G1/2	3193 10 21	7.5	24	16	40.5	14	26.5	0.029
12	G1/4	3193 12 13	5.5	16	19	48	17	31	0.021
	G3/8	3193 12 17	5.5	20	19	46.5	15.5	31	0.024
	G1/2	3193 12 21	7	24	19	46.5	15.5	31	0.038
14	G3/8	3193 14 17	5.5	20	22	56.5	21.5	35.5	0.107
	G1/2	3193 14 21	7	24	22	51	16	35.5	0.120
	G3/8	3193 16 17	7.5	27	27	79.5	41	38.5	0.121
16	G1/2	3193 16 21	9	27	27	79.5	41	38.5	0.117

The body swivels for positioning purposes.

3148 Y Piece, Male BSPT Thread



Technical polymer, nickel-plated brass, NBR



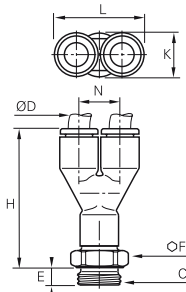
ØD	C		F	H	K	L	N	kg
4	R1/8	3148 04 10	10	32.5	8.5	17.5	9	0.010
	R1/4	3148 04 13	14	33	8.5	17.5	9	0.019
6	R1/8	3148 06 10	10	39.5	10.5	21.5	11	0.011
	R1/4	3148 06 13	14	40	10.5	21.5	11	0.021
8	R1/8	3148 08 10	13	56.5	13.5	28	14.5	0.020
	R1/4	3148 08 13	14	55.5	13.5	28	14.5	0.025
	R3/8	3148 08 17	16	48.5	13.5	28	14.5	0.034
10	R1/4	3148 10 13	14	60	19	39	20	0.033
	R3/8	3148 10 17	16	60.5	19	39	20	0.042
	R1/2	3148 10 21	24	61	19	39	20	0.062
12	R3/8	3148 12 17	19	66	19	39	20	0.054
	R1/2	3148 12 21	21	66	19	39	20	0.059

Pre-coated thread
The body swivels for positioning purposes.

3158 Y Piece, Male BSPP and Metric Thread



Technical polymer, nickel-plated brass, NBR


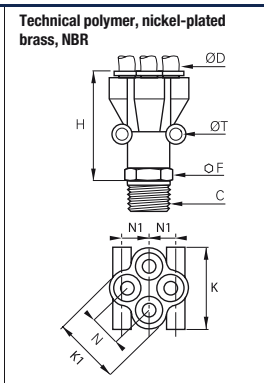



ØD	C		E	F	H	K	L	N	kg
4	M5x0.8	3158 04 19	3.5	8	32.5	8.5	17.5	9	0.006
	G1/8	3158 04 10	5	13	32	8.5	17.5	9	0.009
	G1/4	3158 04 13	5.5	16	32.5	8.5	17.5	9	0.014
6	M5x0.8	3158 06 19	3.5	10	39.5	10.5	21.5	11	0.009
	G1/8	3158 06 10	5	13	39	10.5	21.5	11	0.012
	G1/4	3158 06 13	5.5	16	39.5	10.5	21.5	11	0.017
8	G1/8	3158 08 10	5	13	49	13.5	28	14.5	0.020
	G1/4	3158 08 13	5.5	16	49.5	13.5	28	14.5	0.023
	G3/8	3158 08 17	6	19	48	13.5	28	14.5	0.030
10	G1/4	3158 10 13	5.5	16	58	16	33	17	0.031
	G3/8	3158 10 17	6	20	57.5	16	33	17	0.039
	G1/2	3158 10 21	7	24	58	16	33	17	0.053
12	G3/8	3158 12 17	6	20	62	19	39	20	0.044
	G1/2	3158 12 21	7	24	63	19	39	20	0.049

The body swivels for positioning purposes.


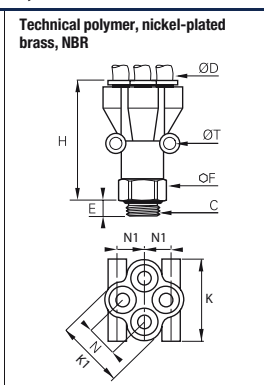

Stud Fittings

3112 Double Y Piece, Male BSPT Thread

	<p>Technical polymer, nickel-plated brass, NBR</p> 	ØD	C		F	H	K	K1	N	N1	ØT	kg
		4	R1/8	3112 04 10	13	41.5	25.5	21	10	8.5	3.7	0.023
		4	R1/4	3112 04 13	14	43.5	25.5	21	10	8.5	3.7	0.027
		6	R1/8	3112 06 10	19	54.5	31.5	26.5	12	10	3.7	0.041
		6	R1/4	3112 06 13	19	57.5	31.5	26.5	12	10	3.7	0.047


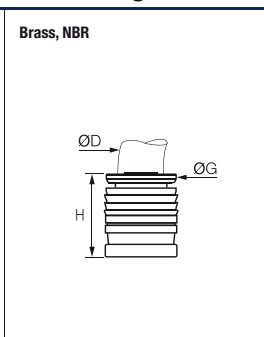

Pre-coated thread
The body swivels for positioning purposes.

3132 Double Y, Male BSPP Thread


	<p>Technical polymer, nickel-plated brass, NBR</p> 	ØD	C		E	F	H	K	K1	N	N1	ØT	kg
		4	G1/8	3132 04 10	5	13	41	25.5	21	10	8.5	3.7	0.025
		4	G1/4	3132 04 13	5.5	16	40	25.5	21	10	8.5	3.7	0.025
		6	G1/8	3132 06 10	5	19	53.5	31.5	26.5	12	10	3.7	0.040
		6	G1/4	3132 06 13	5.5	19	52.5	31.5	26.5	12	10	3.7	0.045

The body swivels for positioning purposes.


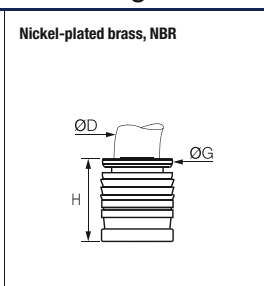

3100 Carstick® Cartridge

	<p>Brass, NBR</p> 	ØD		G	G1	H	L	kg
		4	3100 04 00	8	11	10	554	0.001
		6	3100 06 00	10	14.5	11.5	629	0.002
		8	3100 08 00	13	15	15	794	0.002
		10	3100 10 00	15.5	19.5	17	930	0.005
		12	3100 12 00	19.5	21	19.5	1038	0.010


50 cartridges per Carstick®
Cavity dimensions are available in chapter 2.



3100 Carstick® Cartridge

	<p>Nickel-plated brass, NBR</p> 	ØD		G	G1	H	L	kg
		1/8	3100 53 00 99	7	10	9	508	0.002
		1/4	3100 56 00 99	10.5	14.5	12	600	0.003
		3/8	3100 60 00 99	15.5	19	16.5	930	0.006


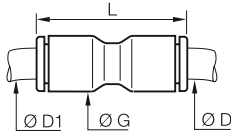

50 cartridges per Carstick®
Cavity dimensions are available in chapter 2.



Other products are available upon request; please do not hesitate to consult us.


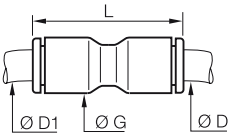

Tube-to-Tube Fittings

3106 Equal and Unequal Tube-to-Tube Connector

	Technical polymer, NBR 	ØD	ØD1		G	L	kg
		3	3	3106 03 00	8.5	25	0.002
			4	3106 03 04	8.5	25	0.002
			1/4	3106 04 56	11	29.5	0.010
		4	4	3106 04 00	8.5	25	0.001
			6	3106 04 06	11	28	0.002
			8	3106 04 08	13.5	38	0.005
			1/4	3106 06 56	13.5	36	0.009
		6	6	3106 06 00	10.5	28.5	0.002
			8	3106 06 08	13.5	38	0.005
			10	3106 06 10	16	42	0.007
		8	8	3106 08 00	13.5	38	0.004
			10	3106 08 10	16	42	0.008
			12	3106 08 12	19	50.5	0.026
		10	10	3106 10 00	16	42	0.006
			12	3106 10 12	19	50.5	0.022
			1/2	3106 12 62	22	56.5	0.024
		12	12	3106 12 00	19	50.5	0.009
			14	3106 12 14	22	56	0.026
			16	3106 12 16	27	61	0.066
14	14	3106 14 00	22	56	0.014		
16	16	3106 16 00	27	60.5	0.041		


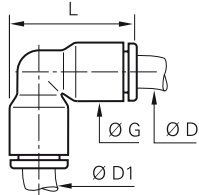

3106 Equal and Unequal Tube-to-Tube Connector

Inch

	Technical polymer, NBR 	ØD	ØD1		G	L	kg
		1/4	1/4	3106 56 00	10.9	29.5	0.002
			3/8	3106 60 00	16	42	0.006
		3/8	10	3106 60 10	12	50.5	0.029
			1/4	3106 60 56	16	41	0.016
		1/2	1/2	3106 62 00	22	55	0.015


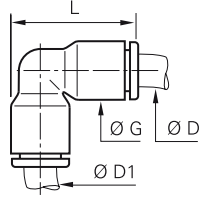

5/32" (4 mm) and 5/16" (8 mm) also available

3102 Equal and Unequal Elbow

	Technical polymer, NBR 	ØD	ØD1		G	L	kg
		4	4	3102 04 00	8.5	19	0.001
			6	3102 04 06	10.5	22.5	0.004
		6	6	3102 06 00	10.5	22.5	0.002
			8	3102 06 08	13.5	29.5	0.009
		8	8	3102 08 00	13.5	29.5	0.004
			10	3102 08 10	16	34.5	0.031
			10	3102 10 00	16	34.5	0.006
			12	3102 10 12	19	40.5	0.022
		12	12	3102 12 00	19	40.5	0.010
		14	14	3102 14 00	22	46.5	0.015
		16	16	3102 16 00	27	52	0.043

3102 Equal Elbow

Inch

	Technical polymer, NBR 	ØD	ØD1		G	L	kg
		1/4	1/4	3102 56 00	11	23.5	0.002
		3/8	3/8	3102 60 00	16	34	0.006
		1/2	1/2	3102 62 00	22	35	0.018

5/32" (4 mm) and 5/16" (8 mm) also available

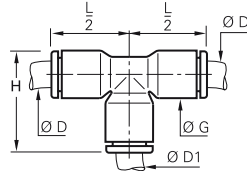
Tube-to-Tube Fittings

3104

Equal and Unequal Tee



Technical polymer, NBR



ØD	ØD1		G	H	L/2	kg
3	3	3104 03 00	8.5	19	14.5	0.004
4	4	3104 04 00	8.5	19	14.5	0.002
	6	3104 04 06	10.5	22.5	17.5	0.007
6	4	3104 06 04	10.5	22.5	17.5	0.005
	6	3104 06 00	10.5	22.5	17.5	0.003
8	8	3104 06 08	13.5	29.5	23	0.015
	4	3104 08 04	13.5	29	22.5	0.114
	6	3104 08 06	13.5	29.5	23	0.010
	8	3104 08 00	13.5	29.5	23	0.006
10	10	3104 08 10	16	34.5	26.5	0.021
	4	3104 10 04	16	39	31	0.027
	8	3104 10 08	16	34.5	26.5	0.014
	10	3104 10 00	16	34.5	26.5	0.009
12	12	3104 10 12	19	40.5	31	0.036
	4	3104 12 04	19	39	31	0.034
	10	3104 12 10	19	40.5	31	0.024
14	12	3104 12 00	19	40.5	31	0.014
	8	3104 14 08	22	46	35.5	0.054
14	14	3104 14 00	22	46	35.5	0.023
16	12	3104 16 12	27	52.5	39	0.088
	16	3104 16 00	27	52	39	0.063

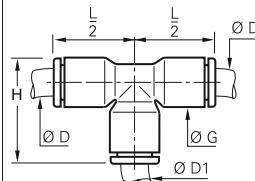
3104

Equal and Unequal Tee

Inch



Technical polymer, NBR



ØD	ØD1		G	H	L/2	kg
5/32	1/4	3104 04 56	11	23.5	18	0.014
1/8	1/8	3104 53 00	8.4	19	14.5	0.003
	1/4	3104 53 56	11	23.5	18	0.011
3/16	3/16	3104 55 00	10.9	27.2	21.6	0.015
1/4	5/32	3104 56 04	11	23.5	18.5	0.014
	1/4	3104 56 00	11	23	24	0.003
	1/8	3104 56 53	11	23.5	18.5	0.007
	3/8	3104 56 60	16	33.5	24.5	0.017
3/8	1/4	3104 60 56	16	32.5	25.5	0.019
	1/2	3104 60 62	22	46	35	0.070
	3/8	3104 60 00	16	34	26	0.009
1/2	1/2	3104 62 00	22	46	35	0.026
	1/4	3104 62 56	22.1	45.2	35.3	0.021
	3/8	3104 62 60	22	46	35	0.060

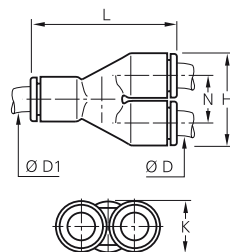
5/32" (4 mm) and 5/16" (8 mm) also available

3140

Equal and Unequal Single Y Piece



Technical polymer, NBR



ØD	ØD1		H	K	L	N	kg
4	4	3140 04 00	17.5	8.5	28.5	9	0.002
	6	3140 04 06	17.5	10.5	33	9	0.003
6	6	3140 06 00	21.5	10.5	35	11	0.003
	8	3140 06 08	22.5	13.5	41	11.5	0.005
8	8	3140 08 00	28	13.5	45	14.5	0.007
	10	3140 08 10	28	16	47	14.5	0.011
10	10	3140 10 00	33	16	53	17	0.010
	12	3140 10 12	33	19	57	17	0.018
12	12	3140 12 00	39	19	57	17	0.028

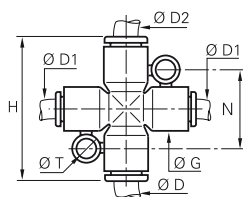
Tube-to-Tube Fittings


3107

Equal and Unequal Cross



Technical polymer, NBR



ØD	ØD1	ØD2		G	H	N	ØT	kg
4	4	4	3107 04 00	11	36	20	4.2	0.013
6	4	6	3107 04 06	11	36	20	4.2	0.010
4	4	6	3107 06 04	11	36	20	4.2	0.011
6	6	6	3107 06 00	11	36	20	4.2	0.005
8	6	8	3107 06 08	11	46	22.5	4.2	0.018
6	6	8	3107 08 06	13.5	46	22.5	4.2	0.023
8	8	8	3107 08 00	13.5	46	22.5	4.2	0.020


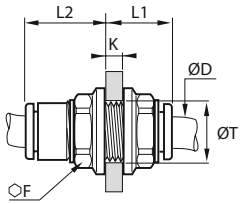

Boxes protect the contents and are designed to meet your requirements:

- part numbers and corresponding product pictures allow for immediate visual identification
- bar codes
- easy storage
- tamper-proof system of opening/closing
- recyclable material


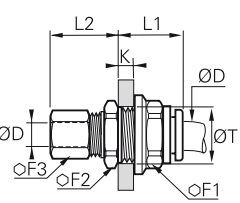



Bulkhead Connector Fittings

3116 Equal Bulkhead Connector


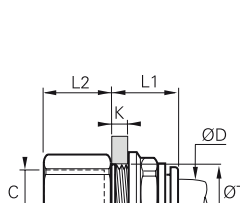

	Technical polymer, NBR		ØD		F	K_{max}	L1	L2	ØT_{min}	kg																																						
	<table border="1"> <tr><td>4</td><td>3116 04 00</td><td>13</td><td>5.5</td><td>15</td><td>10</td><td>10.5</td><td>0.003</td></tr> <tr><td>6</td><td>3116 06 00</td><td>15</td><td>8.5</td><td>18</td><td>10.5</td><td>12.5</td><td>0.004</td></tr> <tr><td>8</td><td>3116 08 00</td><td>18</td><td>14.5</td><td>25</td><td>13.5</td><td>15.5</td><td>0.007</td></tr> <tr><td>10</td><td>3116 10 00</td><td>22</td><td>14.5</td><td>27.5</td><td>15.5</td><td>18.5</td><td>0.015</td></tr> <tr><td>12</td><td>3116 12 00</td><td>26</td><td>18.5</td><td>33</td><td>18</td><td>22.5</td><td>0.019</td></tr> <tr><td>14</td><td>3116 14 00</td><td>29</td><td>20.5</td><td>37.5</td><td>20.5</td><td>25.5</td><td>0.028</td></tr> </table>		4	3116 04 00	13	5.5	15	10	10.5	0.003	6	3116 06 00	15	8.5	18	10.5	12.5	0.004	8	3116 08 00	18	14.5	25	13.5	15.5	0.007	10	3116 10 00	22	14.5	27.5	15.5	18.5	0.015	12	3116 12 00	26	18.5	33	18	22.5	0.019	14	3116 14 00	29	20.5	37.5	20.5
4	3116 04 00	13	5.5	15	10	10.5	0.003																																									
6	3116 06 00	15	8.5	18	10.5	12.5	0.004																																									
8	3116 08 00	18	14.5	25	13.5	15.5	0.007																																									
10	3116 10 00	22	14.5	27.5	15.5	18.5	0.015																																									
12	3116 12 00	26	18.5	33	18	22.5	0.019																																									
14	3116 14 00	29	20.5	37.5	20.5	25.5	0.028																																									

3146 Equal Mixed Bulkhead Connector


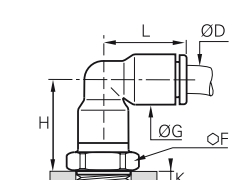

	Nickel-plated brass, NBR		ØD		F1	F2	F3	K_{max}	L1	L2	ØT_{min}	kg																																																
	<table border="1"> <tr><td>4</td><td>3146 04 00</td><td>13</td><td>13</td><td>10</td><td>7</td><td>17.5</td><td>17.5</td><td>10.5</td><td>0.018</td></tr> <tr><td>6</td><td>3146 06 00</td><td>15</td><td>17</td><td>13</td><td>8</td><td>19</td><td>18</td><td>12.5</td><td>0.029</td></tr> <tr><td>8</td><td>3146 08 00</td><td>18</td><td>19</td><td>14</td><td>8</td><td>20.5</td><td>20.5</td><td>15.5</td><td>0.036</td></tr> <tr><td>10</td><td>3146 10 00</td><td>22</td><td>22</td><td>19</td><td>8.5</td><td>23</td><td>24.5</td><td>18.5</td><td>0.065</td></tr> <tr><td>12</td><td>3146 12 00</td><td>26</td><td>25</td><td>22</td><td>8.5</td><td>27</td><td>25</td><td>22.5</td><td>0.096</td></tr> <tr><td>14</td><td>3146 14 00</td><td>29</td><td>29</td><td>24</td><td>10.5</td><td>27</td><td>27</td><td>25.5</td><td>0.125</td></tr> </table>		4	3146 04 00	13	13	10	7	17.5	17.5	10.5	0.018	6	3146 06 00	15	17	13	8	19	18	12.5	0.029	8	3146 08 00	18	19	14	8	20.5	20.5	15.5	0.036	10	3146 10 00	22	22	19	8.5	23	24.5	18.5	0.065	12	3146 12 00	26	25	22	8.5	27	25	22.5	0.096	14	3146 14 00	29	29	24	10.5	27	27
4	3146 04 00	13	13	10	7	17.5	17.5	10.5	0.018																																																			
6	3146 06 00	15	17	13	8	19	18	12.5	0.029																																																			
8	3146 08 00	18	19	14	8	20.5	20.5	15.5	0.036																																																			
10	3146 10 00	22	22	19	8.5	23	24.5	18.5	0.065																																																			
12	3146 12 00	26	25	22	8.5	27	25	22.5	0.096																																																			
14	3146 14 00	29	29	24	10.5	27	27	25.5	0.125																																																			

Push-in connection with compression fitting

3136 Bulkhead Connector, Female BSPP Thread

	Nickel-plated brass, NBR		ØD	C		E	F1	F2	K_{max}	L1	L2	ØT_{min}	kg																																																																																																							
	<table border="1"> <tr><td rowspan="2">4</td><td>G1/8</td><td>3136 04 10</td><td>9.5</td><td>13</td><td>13</td><td>7</td><td>17</td><td>11.5</td><td>10.5</td><td>0.015</td></tr> <tr><td>G1/4</td><td>3136 04 13</td><td>13.5</td><td>13</td><td>16</td><td>7</td><td>17</td><td>15.5</td><td>10.5</td><td>0.021</td></tr> <tr><td rowspan="2">6</td><td>G1/8</td><td>3136 06 10</td><td>9.5</td><td>15</td><td>15</td><td>8</td><td>19</td><td>10.5</td><td>12.5</td><td>0.020</td></tr> <tr><td>G1/4</td><td>3136 06 13</td><td>13.5</td><td>15</td><td>17</td><td>7</td><td>19</td><td>15.5</td><td>12.5</td><td>0.027</td></tr> <tr><td rowspan="2">8</td><td>G1/8</td><td>3136 08 10</td><td>9.5</td><td>18</td><td>17</td><td>8</td><td>20.5</td><td>10.5</td><td>15.5</td><td>0.029</td></tr> <tr><td>G1/4</td><td>3136 08 13</td><td>13.5</td><td>18</td><td>17</td><td>8</td><td>20.5</td><td>14.5</td><td>15.5</td><td>0.029</td></tr> <tr><td rowspan="2">10</td><td>G3/8</td><td>3136 10 17</td><td>14</td><td>22</td><td>22</td><td>8.5</td><td>23</td><td>16</td><td>18.5</td><td>0.051</td></tr> <tr><td>G3/8</td><td>3136 12 17</td><td>14</td><td>26</td><td>24</td><td>8.5</td><td>27</td><td>16</td><td>22.5</td><td>0.078</td></tr> <tr><td rowspan="2">12</td><td>G1/2</td><td>3136 12 21</td><td>19.5</td><td>26</td><td>27</td><td>8.5</td><td>27</td><td>21.5</td><td>22.5</td><td>0.097</td></tr> <tr><td>G3/8</td><td>3136 16 17</td><td>12</td><td>29</td><td>29</td><td>10.5</td><td>30</td><td>15</td><td>27.5</td><td>0.125</td></tr> <tr><td rowspan="2">16</td><td>G1/2</td><td>3136 16 21</td><td>15</td><td>29</td><td>29</td><td>10.5</td><td>30</td><td>19.5</td><td>27.5</td><td>0.126</td></tr> </table>		4	G1/8	3136 04 10	9.5	13	13	7	17	11.5	10.5	0.015	G1/4	3136 04 13	13.5	13	16	7	17	15.5	10.5	0.021	6	G1/8	3136 06 10	9.5	15	15	8	19	10.5	12.5	0.020	G1/4	3136 06 13	13.5	15	17	7	19	15.5	12.5	0.027	8	G1/8	3136 08 10	9.5	18	17	8	20.5	10.5	15.5	0.029	G1/4	3136 08 13	13.5	18	17	8	20.5	14.5	15.5	0.029	10	G3/8	3136 10 17	14	22	22	8.5	23	16	18.5	0.051	G3/8	3136 12 17	14	26	24	8.5	27	16	22.5	0.078	12	G1/2	3136 12 21	19.5	26	27	8.5	27	21.5	22.5	0.097	G3/8	3136 16 17	12	29	29	10.5	30	15	27.5	0.125	16	G1/2	3136 16 21	15	29	29	10.5	30	19.5
4	G1/8	3136 04 10		9.5	13	13	7	17	11.5	10.5	0.015																																																																																																									
	G1/4	3136 04 13	13.5	13	16	7	17	15.5	10.5	0.021																																																																																																										
6	G1/8	3136 06 10	9.5	15	15	8	19	10.5	12.5	0.020																																																																																																										
	G1/4	3136 06 13	13.5	15	17	7	19	15.5	12.5	0.027																																																																																																										
8	G1/8	3136 08 10	9.5	18	17	8	20.5	10.5	15.5	0.029																																																																																																										
	G1/4	3136 08 13	13.5	18	17	8	20.5	14.5	15.5	0.029																																																																																																										
10	G3/8	3136 10 17	14	22	22	8.5	23	16	18.5	0.051																																																																																																										
	G3/8	3136 12 17	14	26	24	8.5	27	16	22.5	0.078																																																																																																										
12	G1/2	3136 12 21	19.5	26	27	8.5	27	21.5	22.5	0.097																																																																																																										
	G3/8	3136 16 17	12	29	29	10.5	30	15	27.5	0.125																																																																																																										
16	G1/2	3136 16 21	15	29	29	10.5	30	19.5	27.5	0.126																																																																																																										


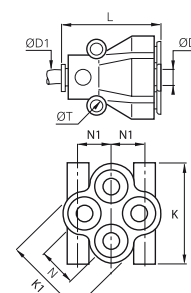

3139 Equal Bulkhead Elbow

	Technical polymer, nickel-plated brass, NBR		ØD		F	G	H	K_{max}	L	ØT_{min}	kg																																											
	<table border="1"> <tr><td>4</td><td>3139 04 00</td><td>13</td><td>8.5</td><td>17</td><td>6.5</td><td>14.5</td><td>10.5</td><td>0.014</td></tr> <tr><td>6</td><td>3139 06 00</td><td>15</td><td>10.5</td><td>19.5</td><td>7</td><td>17.5</td><td>12.5</td><td>0.021</td></tr> <tr><td>8</td><td>3139 08 00</td><td>18</td><td>13.5</td><td>24</td><td>8</td><td>23</td><td>15.5</td><td>0.032</td></tr> <tr><td>10</td><td>3139 10 00</td><td>22</td><td>16</td><td>28</td><td>8.5</td><td>26</td><td>18.5</td><td>0.050</td></tr> <tr><td>12</td><td>3139 12 00</td><td>26</td><td>19</td><td>33</td><td>8.5</td><td>31</td><td>22.5</td><td>0.086</td></tr> <tr><td>14</td><td>3139 14 00</td><td>29</td><td>25.5</td><td>37.5</td><td>10.5</td><td>36</td><td>25.5</td><td>0.116</td></tr> </table>		4	3139 04 00	13	8.5	17	6.5	14.5	10.5	0.014	6	3139 06 00	15	10.5	19.5	7	17.5	12.5	0.021	8	3139 08 00	18	13.5	24	8	23	15.5	0.032	10	3139 10 00	22	16	28	8.5	26	18.5	0.050	12	3139 12 00	26	19	33	8.5	31	22.5	0.086	14	3139 14 00	29	25.5	37.5	10.5	36
4	3139 04 00	13	8.5	17	6.5	14.5	10.5	0.014																																														
6	3139 06 00	15	10.5	19.5	7	17.5	12.5	0.021																																														
8	3139 08 00	18	13.5	24	8	23	15.5	0.032																																														
10	3139 10 00	22	16	28	8.5	26	18.5	0.050																																														
12	3139 12 00	26	19	33	8.5	31	22.5	0.086																																														
14	3139 14 00	29	25.5	37.5	10.5	36	25.5	0.116																																														


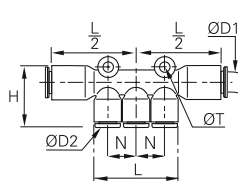

The body swivels for positioning purposes.

Multiple Fittings


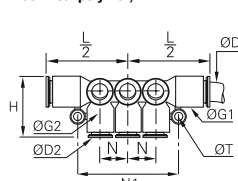

3144 Equal and Unequal Multiple Y Piece

	<p>Technical polymer, NBR</p> 	<p>ØD ØD1 </p>	<p>K K1 L N N1 ØT kg</p>																																			
		<table border="1"> <tr> <td rowspan="2">4</td> <td>4</td> <td>3144 04 04</td> <td>25.5</td> <td>21</td> <td>30.5</td> <td>10</td> <td>8.5</td> <td>3.7</td> <td>0.015</td> </tr> <tr> <td>6</td> <td>3144 04 06</td> <td>26</td> <td>21</td> <td>30.5</td> <td>10</td> <td>10</td> <td>3.7</td> <td>0.013</td> </tr> <tr> <td rowspan="2">6</td> <td>6</td> <td>3144 06 06</td> <td>31.5</td> <td>26.5</td> <td>37.5</td> <td>12</td> <td>8.5</td> <td>3.7</td> <td>0.034</td> </tr> <tr> <td>8</td> <td>3144 06 08</td> <td>31.5</td> <td>26.5</td> <td>38</td> <td>12</td> <td>10</td> <td>3.7</td> <td>0.026</td> </tr> </table>	4	4	3144 04 04	25.5	21	30.5	10	8.5	3.7	0.015	6	3144 04 06	26	21	30.5	10	10	3.7	0.013	6	6	3144 06 06	31.5	26.5	37.5	12	8.5	3.7	0.034	8	3144 06 08	31.5	26.5	38	12	10
4	4	3144 04 04		25.5	21	30.5	10	8.5	3.7	0.015																												
	6	3144 04 06	26	21	30.5	10	10	3.7	0.013																													
6	6	3144 06 06	31.5	26.5	37.5	12	8.5	3.7	0.034																													
	8	3144 06 08	31.5	26.5	38	12	10	3.7	0.026																													


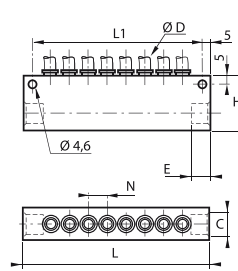

3304 Multiple Tee

	<p>Technical polymer, NBR</p> 	<p>ØD1 ØD2 </p>	<p>H L L/2 N ØT kg</p>																																								
		<table border="1"> <tr> <td rowspan="2">6</td> <td>4</td> <td>3304 06 04</td> <td>24.5</td> <td>34</td> <td>37</td> <td>11.5</td> <td>4.2</td> <td>0.015</td> </tr> <tr> <td>8</td> <td>3304 08 04</td> <td>24.5</td> <td>34</td> <td>37</td> <td>11.5</td> <td>4.2</td> <td>0.012</td> </tr> <tr> <td rowspan="2">8</td> <td>6</td> <td>3304 08 06</td> <td>24.5</td> <td>34</td> <td>37</td> <td>11.5</td> <td>4.2</td> <td>0.010</td> </tr> <tr> <td>10</td> <td>3304 10 06</td> <td>36</td> <td>44</td> <td>40.5</td> <td>14.5</td> <td>4.2</td> <td>0.019</td> </tr> <tr> <td>10</td> <td>8</td> <td>3304 10 08</td> <td>36</td> <td>44</td> <td>40.5</td> <td>15.5</td> <td>4.2</td> <td>0.015</td> </tr> </table>	6	4	3304 06 04	24.5	34	37	11.5	4.2	0.015	8	3304 08 04	24.5	34	37	11.5	4.2	0.012	8	6	3304 08 06	24.5	34	37	11.5	4.2	0.010	10	3304 10 06	36	44	40.5	14.5	4.2	0.019	10	8	3304 10 08	36	44	40.5	15.5
6	4	3304 06 04		24.5	34	37	11.5	4.2	0.015																																		
	8	3304 08 04	24.5	34	37	11.5	4.2	0.012																																			
8	6	3304 08 06	24.5	34	37	11.5	4.2	0.010																																			
	10	3304 10 06	36	44	40.5	14.5	4.2	0.019																																			
10	8	3304 10 08	36	44	40.5	15.5	4.2	0.015																																			

3306 90° Multiple Elbow


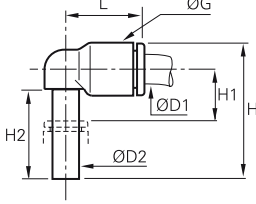

	<p>Technical polymer, NBR</p> 	<p>ØD1 ØD2 </p>	<p>G G1 H L/2 N N1 ØT kg</p>																																																		
		<table border="1"> <tr> <td rowspan="2">6</td> <td>4</td> <td>3306 06 04</td> <td>13.5</td> <td>11</td> <td>18.5</td> <td>36</td> <td>43</td> <td>11.5</td> <td>4.2</td> <td>0.034</td> </tr> <tr> <td>8</td> <td>3306 08 04</td> <td>13.5</td> <td>11</td> <td>18.5</td> <td>36.5</td> <td>43</td> <td>11.5</td> <td>4.2</td> <td>0.025</td> </tr> <tr> <td rowspan="2">8</td> <td>6</td> <td>3306 08 06</td> <td>13.5</td> <td>11</td> <td>18.5</td> <td>36.5</td> <td>43</td> <td>11.5</td> <td>4.2</td> <td>0.022</td> </tr> <tr> <td>10</td> <td>3306 10 06</td> <td>16</td> <td>13.5</td> <td>23</td> <td>42</td> <td>52</td> <td>14.5</td> <td>4.2</td> <td>0.048</td> </tr> <tr> <td>10</td> <td>8</td> <td>3306 10 08</td> <td>16</td> <td>13.5</td> <td>23.5</td> <td>42</td> <td>52</td> <td>14.5</td> <td>4.2</td> <td>0.036</td> </tr> </table>	6	4	3306 06 04	13.5	11	18.5	36	43	11.5	4.2	0.034	8	3306 08 04	13.5	11	18.5	36.5	43	11.5	4.2	0.025	8	6	3306 08 06	13.5	11	18.5	36.5	43	11.5	4.2	0.022	10	3306 10 06	16	13.5	23	42	52	14.5	4.2	0.048	10	8	3306 10 08	16	13.5	23.5	42	52	14.5
6	4	3306 06 04		13.5	11	18.5	36	43	11.5	4.2	0.034																																										
	8	3306 08 04	13.5	11	18.5	36.5	43	11.5	4.2	0.025																																											
8	6	3306 08 06	13.5	11	18.5	36.5	43	11.5	4.2	0.022																																											
	10	3306 10 06	16	13.5	23	42	52	14.5	4.2	0.048																																											
10	8	3306 10 08	16	13.5	23.5	42	52	14.5	4.2	0.036																																											

3310 In-Line Manifold

	<p>Treated aluminium, NBR</p> 	<p>ØD C </p>	<p>Number of Outlets E H L L1 N kg</p>																																															
		<table border="1"> <tr> <td>4</td> <td>G1/4</td> <td>3310 04 13</td> <td>8</td> <td>10</td> <td>33</td> <td>114</td> <td>104</td> <td>11.5</td> <td>0.175</td> </tr> <tr> <td>6</td> <td>G1/4</td> <td>3310 06 13</td> <td>8</td> <td>10</td> <td>33</td> <td>114</td> <td>104</td> <td>12.5</td> <td>0.170</td> </tr> <tr> <td>8</td> <td>G3/8</td> <td>3310 08 17</td> <td>6</td> <td>12</td> <td>33</td> <td>114</td> <td>104</td> <td>15</td> <td>0.157</td> </tr> <tr> <td>10</td> <td>G1/2</td> <td>3310 10 21</td> <td>6</td> <td>16</td> <td>48</td> <td>145.5</td> <td>135.5</td> <td>17</td> <td>0.348</td> </tr> <tr> <td>12</td> <td>G1/2</td> <td>3310 12 21</td> <td>6</td> <td>16</td> <td>45</td> <td>158</td> <td>148</td> <td>20.5</td> <td>0.370</td> </tr> </table>	4	G1/4	3310 04 13	8	10	33	114	104	11.5	0.175	6	G1/4	3310 06 13	8	10	33	114	104	12.5	0.170	8	G3/8	3310 08 17	6	12	33	114	104	15	0.157	10	G1/2	3310 10 21	6	16	48	145.5	135.5	17	0.348	12	G1/2	3310 12 21	6	16	45	158	148
4	G1/4	3310 04 13	8	10	33	114	104	11.5	0.175																																									
6	G1/4	3310 06 13	8	10	33	114	104	12.5	0.170																																									
8	G3/8	3310 08 17	6	12	33	114	104	15	0.157																																									
10	G1/2	3310 10 21	6	16	48	145.5	135.5	17	0.348																																									
12	G1/2	3310 12 21	6	16	45	158	148	20.5	0.370																																									


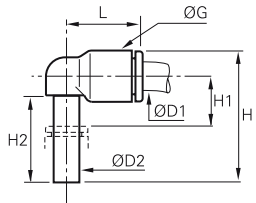

Plug-In Fittings and Accessories

3182 Equal and Unequal Plug-In Elbow

	Technical polymer, NBR			ØD1	ØD2		G	H	H1	H2	L	kg
	4	4		3182 04 00	8.5	23	6	15.5	14	0.001		
	4	6	3182 04 06	10.5	26.5	7	17	16	0.003			
	6	4	3182 06 04	10.5	24.5	7	15.5	16	0.001			
	6	6	3182 06 00	10.5	26.5	7	17	16	0.001			
	6	8	3182 06 08	13.5	33.5	8	21.5	23	0.007			
	8	8	3182 08 00	13.5	33.5	8	21.5	23	0.003			
	8	10	3182 08 10	16	39	10	24.5	26.5	0.010			
	10	10	3182 10 00	16	39	10	24.5	26.5	0.004			
	10	12	3182 10 12	19	44.5	10.5	27.5	31	0.017			
	12	12	3182 12 00	19	45.5	10.5	27.5	31	0.007			


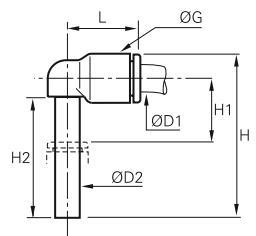

3182 Equal Plug-In Elbow

Inch


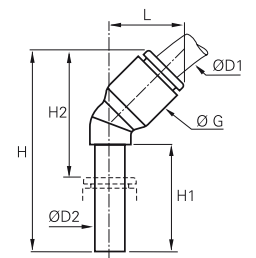

	Technical polymer, NBR			ØD1	ØD2		G	H	H1	H2	L	kg
	1/4	1/4		3182 56 00	11	27.5	7.5	18	18.5	0.002		
	3/8	3/8	3182 60 00	16	38.5	9	24	26	0.010			
	1/2	1/2	3182 62 00	22	51	13	28	35	0.030			

5/32" (4 mm) and 5/16" (8 mm) also available

3184 Extended Equal and Unequal Plug-In Elbow


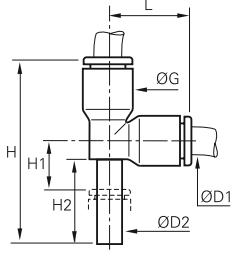

	Technical polymer, NBR			ØD1	ØD2		G	H	H1	H2	L	kg
	4	4		3184 04 00	8.5	32.5	15.5	25	14	0.004		
	4	6	3184 04 06	10.5	38.5	19	29	16	0.004			
	6	6	3184 06 00	10.5	38.5	19	29	16	0.002			
	6	8	3184 06 08	13.5	49	23.5	37	23	0.010			
	8	8	3184 08 00	13.5	49	23.5	37	23	0.003			
	8	10	3184 08 10	16	56	26.5	41.5	26.5	0.013			
	10	10	3184 10 00	16	56	26.5	41.5	26.5	0.010			
	10	12	3184 10 12	19	62.5	28	45.5	31	0.020			
	12	12	3184 12 00	19	62.5	28	45.5	31	0.014			

3180 45° Plug-In Equal Elbow


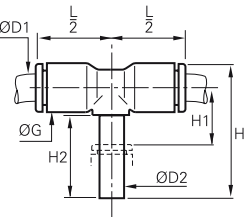

	Technical polymer, NBR			ØD1	ØD2		G	H	H1	H2	L	kg
	4	4		3180 04 00	9	33.5	19	21	13	0.001		
	6	6	3180 06 00	11	39	21	25	14.5	0.003			
	8	8	3180 08 00	13.5	44	21.5	25.5	19.5	0.005			
	10	10	3180 10 00	16	53	27	32.5	23	0.004			
	12	12	3180 12 00	19	58.5	27.5	34	26.5	0.007			

Plug-In Fittings and Accessories


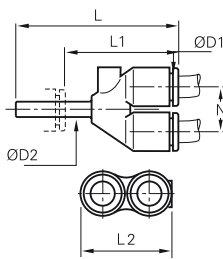

3183 Equal and Unequal Plug-In Run Tee

	<p>Technical polymer, NBR</p> 	ØD1	ØD2		G	H	H1	H2	L	kg
		4	4	3183 04 00	8.5	33	6	15.5	14.5	0.002
		4	6	3183 04 06	10.5	38.5	7	17	17.5	0.006
		6	6	3183 06 00	10.5	38.5	7	17	17	0.002
		6	8	3183 06 08	13.5	48.5	8	21.5	23	0.014
		8	8	3183 08 00	13.5	49	8	21.5	23	0.004
		8	10	3183 08 10	16	56.5	10.5	24.5	26.5	0.018
		10	10	3183 10 00	16	57	10.5	24.5	26.5	0.007
		10	12	3183 10 12	19	65.5	10.5	27.5	31	0.034
		12	12	3183 12 00	19	65.5	10.5	27.5	31	0.011


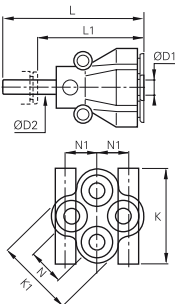

3188 Equal and Unequal Plug-In Branch Tee

	<p>Technical polymer, NBR</p> 	ØD1	ØD2		G	H	H1	H2	L/2	kg
		4	4	3188 04 00	8.5	25	8	15.5	14.5	0.002
		4	6	3188 04 06	10.5	28.5	9	17	16	0.007
		6	6	3188 06 00	10.5	28.5	9	17	16	0.002
		6	8	3188 06 08	13.5	36.5	11	21.5	22	0.014
		8	8	3188 08 00	13.5	36.5	11	21.5	23	0.005
		8	10	3188 08 10	16	41	12.5	24.5	26.5	0.018
		10	10	3188 10 00	16	41	12.5	24.5	26.5	0.007
		10	12	3188 10 12	19	46.5	12.5	27.5	31	0.034
		12	12	3188 12 00	19	46.5	12.5	27.5	31	0.020

3142 Equal and Unequal Plug-In Single Y Piece


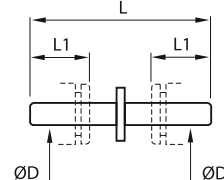

	<p>Technical polymer, NBR</p> 	ØD1	ØD2		L	L1	L2	N	kg
		4	4	3142 04 00	34	21.5	17.5	9	0.002
		4	6	3142 04 06	35.5	21.5	17.5	9	0.004
		6	6	3142 06 00	39.5	25.5	21.5	11	0.004
		6	8	3142 06 08	44	25.5	21.5	11	0.015
		8	8	3142 08 00	50.5	32	28	14.5	0.007
		8	10	3142 08 10	53.5	32	28	14.5	0.024
		10	10	3142 10 00	57.5	36	33	17	0.010
		10	12	3142 10 12	60	35	33	17	0.037
		12	12	3142 12 00	66	41	39	20	0.017

3143 Multiple Plug-In Y Piece

	<p>Technical polymer, nickel-plated brass, NBR</p> 	ØD1	ØD2		K	K1	L	L1	N	N1	kg
		4	6	3143 04 06	26	21.5	49.5	35.5	11	8.5	0.012
		4	8	3143 04 08	26	21.5	51	32	11	8.5	0.021
		6	8	3143 06 08	31.5	26.5	57.5	39	12	10	0.035


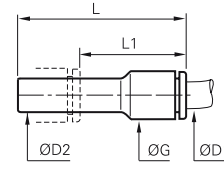

Plug-In Fittings and Accessories

3120 Stem Connector


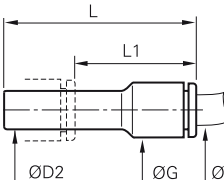

	<p>Technical polymer</p> 	ØD		L	L1	kg
		4	3120 04 00	34.5	12	0.001
		6	3120 06 00	38.5	14	0.001
		8	3120 08 00	41	18.5	0.001
		10	3120 10 00	51.5	20.5	0.002
		12	3120 12 00	60	24.5	0.004
		14	3120 14 00	69.5	25.5	0.007

This model is available in nickel-plated brass; please use suffix 85. Example: 3120 04 00 85.
Only compatible with Parker Legris fittings.
Drawing available upon request.


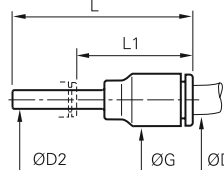

3166 Plug-In Reducer

	<p>Technical polymer, NBR</p> 	ØD1	ØD2		G	L	L1	kg
		3	4	3166 03 04	8.5	37.5	23.5	0.002
		4	6	3166 04 06	8.5	37.5	23.5	0.001
		4	8	3166 04 08	8.5	37.5	19	0.001
		4	10	3166 04 10	12	44	22.5	0.003
		6	8	3166 06 08	10.5	37.5	20	0.001
		6	10	3166 06 10	10.5	38	17.5	0.002
		6	12	3166 06 12	14.5	46	23	0.005
		6	14	3166 06 14	14.5	48	23	0.006
		8	10	3166 08 10	13.5	49	28.5	0.003
		8	12	3166 08 12	13.5	49	24.5	0.004
		8	14	3166 08 14	17	48	23	0.007
		10	12	3166 10 12	21.5	56.5	33.5	0.006
		10	14	3166 10 14	21.5	58.5	33.5	0.007
		12	14	3166 12 14	23.5	58.5	33.5	0.010


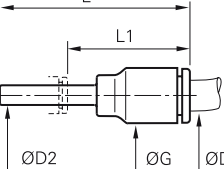

3166 Plug-In Reducer

	<p>Technical polymer, NBR</p> 	ØD1	ØD2		G	L	L1	kg
		1/4	5/16	3166 56 08	11	41	23	0.002
		1/4	3/8	3166 56 60	11	41	21	0.002

3168 Plug-In Increaser


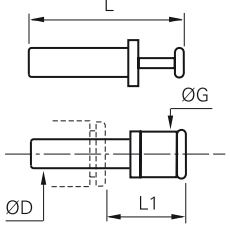

	<p>Technical polymer, NBR</p> 	ØD1	ØD2		G	L	L1	kg
		6	4	3168 06 04	10.5	35	23	0.001
		8	6	3168 08 06	13.5	45	31.5	0.003
		8	1/4	3168 08 56	16	40	25.5	0.008
		10	8	3168 10 08	16	42.5	21	0.009
		12	10	3168 12 10	19	49	24.5	0.012

3168 Plug-In Increaser

	<p>Technical polymer, NBR</p> 	ØD1	ØD2		G	L	L1	kg
		1/4	5/32	3168 56 04	11	41	29	0.001
		1/4	3/16	3168 56 55	20.5	41	25	0.003

Plug-In Fittings and Accessories


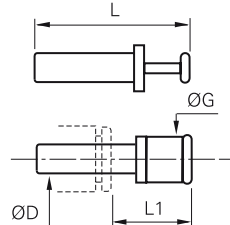

3126 Blanking Plug

	<p>Technical polymer</p> 	ØD		G	L	L1	kg
		3	3126 03 00	6	25	13.5	0.001
		4	3126 04 00	4	30	15.5	0.001
		6	3126 06 00	8	33	16.5	0.001
		8	3126 08 00	10	35	17.5	0.001
		10	3126 10 00	12	42	21	0.002
		12	3126 12 00	14	45	22	0.003
		14	3126 14 00	16	49	23.5	0.005
		16	3126 16 00*	19	57	30	0.063

*Nickel-plated brass


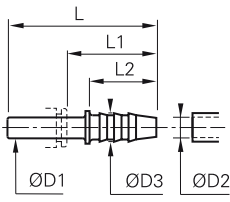

3126 Blanking Plug

Inch


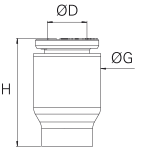

	<p>Technical polymer</p> 	ØD		G	L	L1	kg
		1/4	3126 56 00	8	36.5	22	0.001
		3/8	3126 60 00	12	42	22	0.002
		1/2	3126 62 00	15	48.5	21.5	0.003

5/32" (4 mm) and 5/16" (8 mm) also available

3122 Plug-In Barb Connector

	<p>Technical polymer</p> 	ØD1	ØD2		ØD3	L	L1	L2	kg
		4	3.2	3122 04 53	5	37	25	17	0.004
			5	3122 04 05	7	37	25	17	0.005
		6	5	3122 06 05	7	39	25	17	0.001
		8	6.3	3122 08 56	8.5	39.5	21	17	0.001
			8	3122 08 08	10	44.5	26	22	0.001
		10	6.3	3122 10 56	8	45	24.5	17	0.002
			8	3122 10 08	10	50	29.5	22	0.002
			8	3122 12 08	10	50	26	22	0.002
		12	10	3122 12 10	12	48.5	25.5	22.5	0.002
			12.5	3122 12 62	14.5	57	34	22.5	0.004
		14	12.5	3122 14 62	14.5	59.5	34.5	22.5	0.022

3151 End Cap

	<p>Technical polymer, NBR</p> 	ØD		G	H	kg
		4	3151 04 00	8.5	14.7	0.001
		6	3151 06 00	10.5	16.9	0.001
		8	3151 08 00	13.5	21.9	0.002
		10	3151 10 00	16	22.2	0.003
		12	3151 12 00	19	27.7	0.006
		14	3151 14 00	22	28	0.014

Other products are available upon request; please do not hesitate to consult us.

Banjo Fittings

This range of fittings is ideal when access is only possible from above and **orientation of the tube** is required. This range of modular fittings includes single and multiple configurations, allowing **wide flexibility of design**.

Product Advantages

Compact Compact design with minimum space between fittings
 Banjo bolt designed for maximum flow
 Easy access, even when fittings are close together
 Easy assembly and automatic sealing:

- with pre-coating on taper threads
- with an integral O-ring seal on parallel threads

Safe operation: orientation of tube is ensured
 100% leak-tested in production
 Date coding to guarantee quality and traceability

Modular Effortless stacking of banjo bodies to allow construction of 2 to 6 outlets
 Orientable (360°) for perfect alignment
 Modular: tube diameters may be different



Applications

- Robotics
- Automotive Process
- Pneumatics
- Semi-Conductors
- Textile
- Packaging

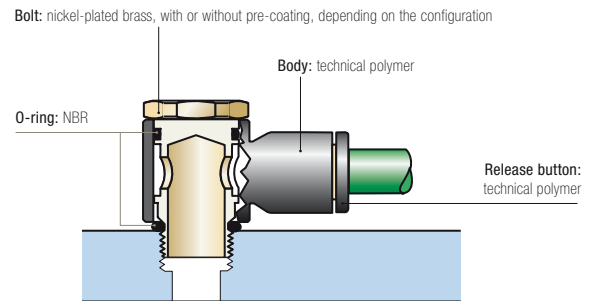
Technical Characteristics

Compatible Fluids	Compressed air Other fluids: please consult us
Working Pressure	Vacuum to 20 bar
Working Temperature	-20°C to +80°C

Tightening Torque (daN.m)	Threads					
	M3 x0.5	M5 x0.8	G1/8	G1/4	G3/8	G1/2
	0.05	0.1	0.4	0.5	0.6	0.7

Reliable performance is dependent upon the type of fluid conveyed, component materials and tubing being used.
 Use is guaranteed with a vacuum of 755 mm Hg (99% vacuum).

Component Materials



Silicone-free

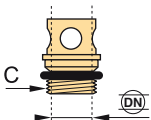
Regulations

ISO 14743: Pneumatic fluid power, push-in connectors for thermoplastic tubes
 DI: 97/23/EC (PED)

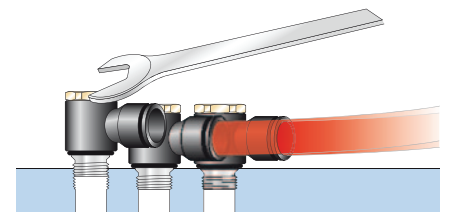
DI: 2002/95/EC (RoHS)
 2011/65/EC
 DI: 1907/2006 (REACH)

Installation Configurations

Thread and bore diameters for part numbers 3524 - 3527 - 3528 - 3529:


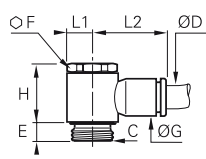



Thread (C)	M5x0.8	G1/8	G1/4	G3/8	G1/2
DN	2.5	5.5	8.5	11	13




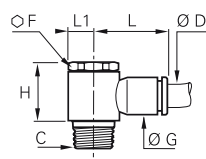

Banjo Fittings

3118 Single Banjo, Male BSPP and Metric Thread

	Technical polymer, nickel-plated brass, NBR		ØD	C		E	F	G	H	L1	L2	kg
			3	M3x0.5	3118 03 09*	3	-	8.5	13	5	16	0.005
				M5x0.8	3118 03 19*	4	-	8.5	13	5	16	0.005
			4	M5x0.8	3118 04 19*	4	-	8.5	13	5	16.5	0.004
				G1/8	3118 04 10	4	13	8.5	17	7	18.5	0.012
				M5x0.8	3118 06 19*	4	-	10.5	13	7	18.5	0.004
			6	G1/8	3118 06 10	4	13	10.5	17	7	20	0.013
				G1/4	3118 06 13	5.5	17	10.5	21	9.5	22	0.023
			8	G1/8	3118 08 10	4	13	13.5	16.5	7	25	0.013
				G1/4	3118 08 13	5.5	17	13.5	21	9	27	0.024
				G3/8	3118 08 17	5.5	20	13.5	24.5	11	29	0.038
			10	G1/4	3118 10 13	5.5	17	16	21	9.5	29	0.025
				G3/8	3118 10 17	5.5	20	16	24.5	11	31	0.039
				G1/2	3118 10 21	8	25	19	27.5	13.5	36.5	0.083
			12	G3/8	3118 12 17	5.5	20	19	24.5	11	34.5	0.044
				G1/2	3118 12 21	8	25	19	27.5	13.5	36.5	0.074


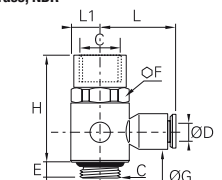

*With screwdriver slot

3018 Single Banjo, Male BSPT Thread

	Technical polymer, nickel-plated brass, NBR		ØD	C		F	G	H	L	L1	kg
			4	R1/8	3018 04 10	13	8.5	18.5	18.5	7	0.015
			6	R1/8	3018 06 10	13	10.5	18.5	20	7	0.015
				R1/4	3018 06 13	17	10.5	22.5	22	9.5	0.029
				R1/8	3018 08 10	13	13.5	18.5	25	7	0.016
			8	R1/4	3018 08 13	17	13.5	22.5	27	9.5	0.030
				R3/8	3018 08 17	21	13.5	26.5	29	11	0.047
			10	R1/4	3018 10 13	17	16	22.5	29	9.5	0.032
				R3/8	3018 10 17	21	16	26.5	31	11	0.048
				R1/4	3018 12 13	21	19	26.5	34.5	11	0.052
			12	R3/8	3018 12 17	21	19	26.5	34.5	11	0.050
				R1/2	3018 12 21	25	19	30	37	13.5	0.086


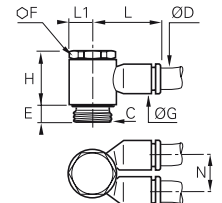

Pre-coated thread

3124 Single Banjo, Male/Female BSPP and Metric Thread

	Technical polymer, nickel-plated brass, NBR		ØD	C		E	F	G	H	L	L1	kg
			4	M5x0.8	3124 04 19	4	8	8.5	19	16	5	0.006
				G1/8	3124 04 10	4	13	8.5	25.5	18.5	7	0.015
			6	G1/4	3124 06 13	5.5	17	10.5	33	22	9	0.030
			8	G3/8	3124 08 17	5.5	20	13.5	37.5	29	11	0.056


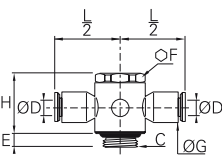

This product family was developed to allow assembly of a function fitting on a cylinder.

3149 Twin Banjo, Male BSPP and Metric Thread

	Technical polymer, nickel-plated brass, NBR		ØD	C		E	F	G	H	L	L1	N	kg
			4	M5x0.8	3149 04 19*	4	-	8.5	13	16	4.5	9	0.005
				G1/8	3149 04 10	4	13	10.5	16.5	18.5	7	11.5	0.018
			6	G1/8	3149 06 10	4	13	10.5	16.5	18.5	7	11.5	0.014
				G1/4	3149 06 13	5.5	17	13.5	21	27	9.5	14.5	0.035
			8	G1/4	3149 08 13	5.5	17	13.5	21	27	9.5	14.5	0.026
				G3/8	3149 08 17	5.5	20	16	24.5	31	11	17	0.053
			10	G3/8	3149 10 17	5.5	20	16	24.5	31	11	17	0.042

*With screwdriver slot

3119 Double Banjo, BSPP and Metric Thread

	Technical polymer, nickel-plated brass, NBR		ØD	C		E	F	G	H	L/2	kg
			4	M5x0.8	3119 04 19*	4	-	8.5	13	8	0.005
				G1/8	3119 04 10	4	13	11	17	20	0.021
			6	G1/8	3119 06 10	4	13	11	17	20	0.024
				G1/4	3119 06 13	5.5	17	13.5	21	26.5	0.031
			8	G1/4	3119 08 13	5.5	17	13.5	21	27	0.033
				G3/8	3119 08 17	5.5	20	16	24.5	30.5	0.053
			10	G3/8	3119 10 17	5.5	20	16	24.5	31	0.045

*With screwdriver slot

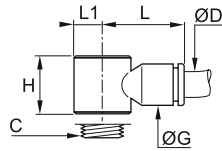
Banjo Fittings

3538

Single Banjo Bodies



Technical polymer, NBR



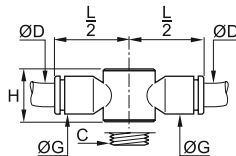
ØD	C		G	H	L	L1	kg
3	M5x0.8	3538 03 19	8.5	13	16	5	0.003
	M5x0.8	3538 04 19	8.5	13	16	5	0.001
4	G1/8	3538 04 10	10.5	14.5	18.5	7	0.002
	M5x0.8	3538 06 19	11	13	18.5	5	0.001
6	G1/8	3538 06 10	10.5	14.5	20	7	0.002
	G1/4	3538 06 13	13.5	18	22	9.5	0.003
8	G1/8	3538 08 10	13.5	14.5	25	7	0.003
	G1/4	3538 08 13	13.5	18	27	9.5	0.004
	G3/8	3538 08 17	13.5	21.5	29	11.5	0.009
10	G1/4	3538 10 13	16	18	29	9.5	0.005
	G3/8	3538 10 17	16	21.5	31	11.5	0.006
	G1/2	3538 10 21	19	22.5	36.5	13.5	0.019
12	G3/8	3538 12 17	19	21.5	34.5	11.5	0.011
	G1/2	3538 12 21	19	22.5	36.5	13.5	0.015

3539

Double Banjo Bodies



Technical polymer, NBR



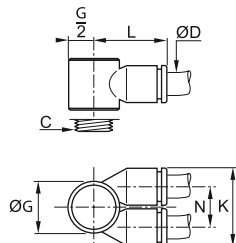
ØD	C		G	H	L/2	kg
4	M5x0.8	3539 04 19	8.5	13	16	0.002
	G1/8	3539 04 10	10.5	14.4	20	0.008
6	G1/8	3539 06 10	10.5	14.4	20	0.011
	G1/4	3539 06 13	13.5	18	26	0.014
8	G1/4	3539 08 13	13.5	18	27	0.013
	G3/8	3539 08 17	16	21.5	30.5	0.020
10	G3/8	3539 10 17	16	21.5	31	0.016

3549

Twin Banjo Bodies




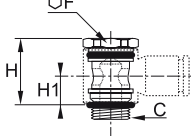

Technical polymer, NBR



ØD	C		G	K	L	N	kg
4	M5x0.8	3549 04 19	10	17.5	15.5	9	0.003
	G1/8	3549 04 10	14	22.5	20	12	0.007
	G1/4	3549 04 13	18.5	28	25	14.5	0.019
6	G1/8	3549 06 10	14	22.5	20.5	12	0.003
	G1/4	3549 06 13	18.5	28	25	14.5	0.017
8	G3/8	3549 06 17	22.5	33	28.5	17	0.013
	G1/4	3549 08 13	18.5	28	26	14.5	0.010
10	G3/8	3549 08 17	22.5	33	29.5	17	0.020
	G3/8	3549 10 17	22.5	33	29.5	17	0.016


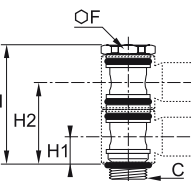

Modular Banjo Fittings

3527 Single Banjo Bolts, Male BSPP and Metric Thread

	Nickel-plated brass, NBR 	C		F	H	H1	kg
		M5x0.8	3527 00 19*	-	17	7.5	0.003
		G1/8	3527 00 10	13	17	7.5	0.011
		G1/4	3527 00 13	17	21	9.5	0.020
		G3/8	3527 00 17	20	24.5	11	0.033
		G1/2	3527 00 21	25	27.5	11.5	0.063


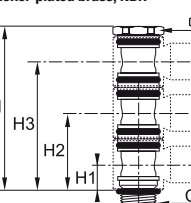

*With screwdriver slot
Full bore

3528 Stacking Banjo for 2 Body High Modules, Male BSPP and Metric Thread

	Nickel-plated brass, NBR 	C		F	H	H1	H2	kg
		M5x0.8	3528 00 19*	-	24.5	7.5	18.5	0.005
		G1/8	3528 00 10	13	31	7.5	22	0.017
		G1/4	3528 00 13	17	39	9.5	27.5	0.031
		G3/8	3528 00 17	20	46	11	32.5	0.053


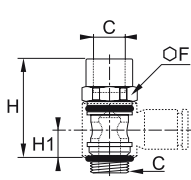

*With screwdriver slot
Full bore
Designed for use with 2 banjo bodies

3529 Stacking Banjo for 3 Body High Modules, Male BSPP Thread

	Nickel-plated brass, NBR 	C		F	H	H1	H2	H3	kg
		G1/8	3529 00 10	13	45.5	7.5	22	36	0.023
		G1/4	3529 00 13	17	54	9.5	27.5	45.5	0.042
		G3/8	3529 00 17	20	67.5	11	32.5	54	0.069

Full bore
Designed for use with 3 banjo bodies


3524 Threaded Banjo Bolts, Male/Female BSPP and Metric Thread

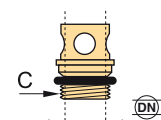
	Nickel-plated brass, NBR 	C		F	H	H1	kg
		M5x0.8	3524 00 19	8	17	7.5	0.005
		G1/8	3524 00 10	13	24.5	7.5	0.013
		G1/4	3524 00 13	17	33	9.5	0.027
		G3/8	3524 00 17	20	37.5	11	0.038
		G1/2	3524 00 21	26	42	11.5	0.067

Full bore

Banjo bolts 3527, 3528, 3529 and 3524 are only usable in association with the corresponding bodies for modular construction 3538, 3539 and 3549.

Thread and passage size for part numbers 3527, 3528, 3529 and 3524.

Thread	M5x0.8	G1/8	G1/4	G3/8	G1/2
	2.5	5.5	8.5	11	13



Modular Plug-In Connectors

These connectors allow a **maximum number of tube connections** in a **minimum of space**. Parker Legris offers an **ergonomic solution** to enable quick connection for the most complex installations.

Product Advantages

Panel-Mounted | Panel mounted to a machine or bulkhead
 Reduced risk of incorrect assembly
 Possible to connect in-line
 Plated metal joiners and clips for reinforcement

In-Line | Locating pin prevents incorrect assembly
 Cap guides the tubes and protects connections
 Aluminium and technical polymer components
 Bulkhead mountable
 Customised multi-connectors upon request

DIN Rail | Used alongside electrical connectors
 Pressure indication
 Can be clipped side-by-side into a DIN rail profile [or Ω
 Channels or slots for labels for tube identification



Robotics
 Automotive Process
 Pneumatics
 Semi-Conductors
 Textile
 Packaging

Applications

Technical Characteristics

Compatible Fluids	Compressed air Other fluids: please consult us
Working Pressure	Vacuum to 10 bar
Working Temperature	-20°C to +80°C

Reliable performance is dependent upon the type of fluid conveyed, component materials and tubing being used.
 Use is guaranteed with a vacuum of 755 mm Hg (99% vacuum).

Component Materials

- Multi-connectors:**
- panel-mounted: zinc-plated steel, technical polymer
 - in-line: aluminium, technical polymer
 - DIN rail: technical polymer

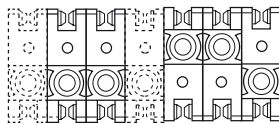
Connections: LF 3000®



Silicone-free

Installation Configurations

Panel-Mounted



Standard assembly Customised assembly

A box contains:

- 10 units
- 20 joining clips and 4 end pins
- 4 mounting brackets
- 4 coupling clips
- 1 dismantling tool

The module is constructed from a number of symmetrical components connected by joining clips. A coupling clip locks the module closed. A dismantling tool allows disconnection.

Maximum 5 modules recommended for the mating module; the fixed module is not limited.


In-Line



Regulations


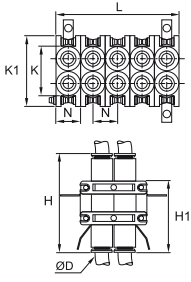

ISO 14743: Pneumatic fluid power, push-in connectors for thermoplastic tubes
 DI: 97/23/EC (PED)
 DI: 2002/95/EC (RoHS), 2011/65/EC
 DI: 1907/2006 (REACH)

DIN Rail Connector


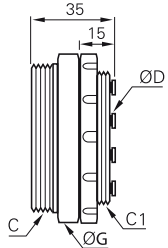



Modular Plug-In Connectors


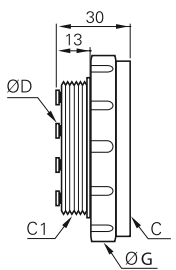

3300 Modular Plug-In Connector

	<p>Technical polymer, NBR</p> 	<p>ØD </p>	B	H	H1	K	K1	L	L1	L2	N	kg	
		4	3300 04 00	21	40.5	29.5	32	20	55	22	6	11	0.078
		6	3300 06 00	28	48	38.5	39	27.5	70	28	7.5	14	0.213
		8	3300 08 00	28	50	39	39	27.5	70	28	7.5	14	0.025
<p>Clearance hole for Ø3 mm screw</p>													


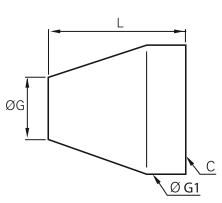

3320 Multi-Connector Male Screw Body

	<p>Technical polymer, NBR</p> 	<p>ØD</p>	C	C1		Number of Outlets	G	kg
		4	M38x1.5	M32x1.5	3320 04 00 02	2	42	0.046
			M46x1.5	M40x1.5	3320 04 00 04	4	50	0.070
			M46x1.5	M40x1.5	3320 04 00 07	7	50	0.072
			M65x1.5	M58x1.5	3320 04 00 12	12	70	0.136
		6	M38x1.5	M32x1.5	3320 06 00 02	2	42	0.050
			M46x1.5	M40x1.5	3320 06 00 04	4	50	0.070
			M46x1.5	M40x1.5	3320 06 00 07	7	50	0.070
			M38x1.5	M32x1.5	3320 08 00 02	2	45	0.050
		<p>The number of male body outlets must correspond to the same number of outlets on the female body.</p>						

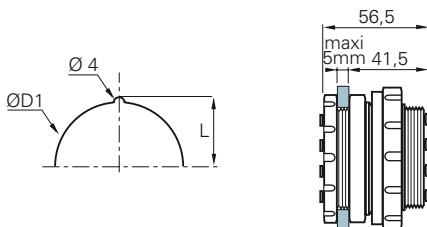
3321 Multi-Connector Female Screw Body

	<p>Technical polymer, NBR</p> 	<p>ØD</p>	C	C1		Number of Outlets	G	kg
		4	M38x1.5	M32x1.5	3321 04 00 02	2	45	0.040
			M46x1.5	M40x1.5	3321 04 00 04	4	55	0.065
			M46x1.5	M40x1.5	3321 04 00 07	7	55	0.063
			M65x1.5	M58x1.5	3321 04 00 12	12	75	0.124
		6	M38x1.5	M32x1.5	3321 06 00 02	2	45	0.043
			M46x1.5	M40x1.5	3321 06 00 04	4	55	0.066
			M46x1.5	M40x1.5	3321 06 00 07	7	55	0.064
			M38x1.5	M32x1.5	3321 08 00 02	2	45	0.039
		<p>The number of female body outlets must correspond to the same number of outlets on the male body.</p>						

3329 Multi-Connector Screw Cap

	<p>Technical polymer</p> 	<p>C</p>		Number of Outlets	G	G1	L	kg
		M32x1.5	3329 00 01	2	32	42	50	0.043
		M40x1.5	3329 00 02	4-7	35	50	55	0.058
		M58x1.5	3329 00 03	12	34	70	70	0.139

Overall Dimensions for Bulkhead Mounting



Number of Outlets	L	ØD1
2	17	32.5
4-7	21	40.5
12	30.3	58.5

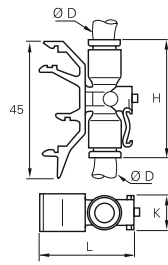
Modular Plug-In Connectors

3379

DIN Rail Connector for 2 Tubes



Technical polymer, NBR



ØD



H K L kg

4	3379 04 00	34.5	11	39.5	0.016
6	3379 06 00	34.5	11	39.5	0.026
8	3379 08 00	46	13	44.5	0.034

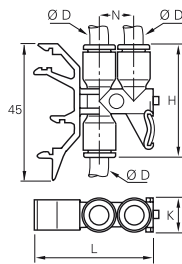
Start pressure test point on the system

3381

DIN Rail Connector for 3 Tubes



Technical polymer, NBR



ØD



H K L N kg

4	3381 04 00	36.5	11	39.5	11.5	0.012
6	3381 06 00	36.5	11	39.5	11.5	0.008
8	3381 08 00	46	13	44.5	14.5	0.013

Start pressure test point on the system



IP 65
24 V DC
R 480 007 195
Pe max = 10 bar

Self-Sealing and Oscillating Fittings

Parker Legris has developed these two **innovative** push-in fittings in order to integrate various functions and allow **quick installation** on pneumatic circuits.

Product Advantages

Self-Sealing Fittings

Prevents fluid flow when there is no tube connected
Circuits may remain pressurised when being checked and maintained
When connected, the compressed air flow is restored in both directions

Oscillating Fittings

Rotation matched to cylinder rod stroke
Prevents tube wear due to excessive flexing
Optimum reliability and durability
Simplifies circuit assembly



Robotics
Automotive Process
Pneumatics
Semi-Conductors
Textile
Packaging

Applications

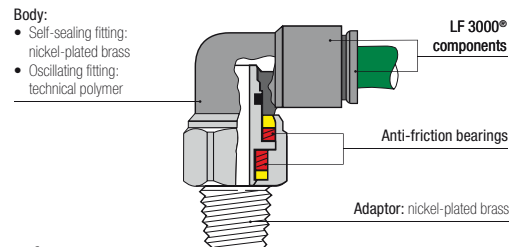
Technical Characteristics

Compatible Fluids	Compressed air Other fluids: please consult us
Working Pressure	Vacuum to 20 bar (10 bar: self-sealing fitting)
Working Temperature	-20°C to +80°C

Reliable performance is dependent upon the type of fluid conveyed, component materials and tubing being used.
Use is guaranteed with a vacuum of 755 mm Hg (99% vacuum).

Component Materials

Swivel Fitting



Silicone-free

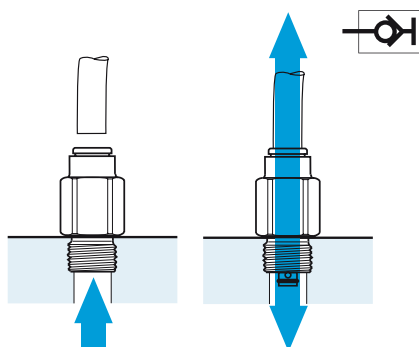
Regulations

ISO 14743: Pneumatic fluid power, push-in connectors for thermoplastic tubes
DI: 97/23/EC (PED)

DI: 2002/95/EC (RoHS),
2011/65/EC
DI: 1907/2006 (REACH)

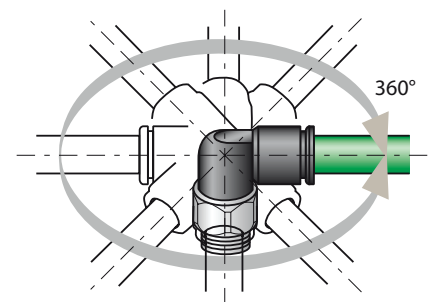
Installation Configurations

Self-Sealing Fitting




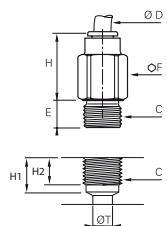

Oscillating Fitting

Tube O.D. (mm)	Torque (daN.m)	Max. Rotation Speed (turn/min.)
4	$2.5 \cdot 10^{-3}$	190
6	$4 \cdot 10^{-3}$	160
8	$7 \cdot 10^{-3}$	120
10	$11 \cdot 10^{-3}$	90
12	$16 \cdot 10^{-3}$	80


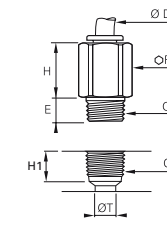



Self-Sealing and Oscillating Fittings


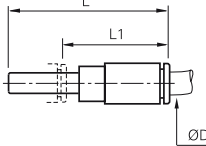

3391 Self-Sealing Stud Fitting, Male BSPP Thread

	Nickel-plated brass, NBR 	ØD	C		E	F	H	H1	H2	ØT	kg
		4	G1/8	3391 04 10	5	13	18	7.5	6	5	0.017
		6	G1/8	3391 06 10	5	14	19.5	9	6	7.5	0.019
		8	G1/8	3391 08 10	5	14	29.5	10	6	7.5	0.025
			G1/4	3391 08 13	5.5	16	25.5	11	8	9	0.032
10	G3/8	3391 10 17	5.5	20	27.5	13	11	10	0.055		
Maximum working pressure: 10 bar											


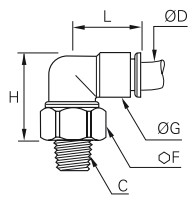

3091 Self-Sealing Stud Fitting, Male BSPT Thread

	Nickel-plated brass, NBR 	ØD	C		E	F	H	H1	ØT	kg	
		4	R1/8	3091 04 10	7.5	12	18	9.5	5	0.015	
		6	R1/8	3091 06 10	7.5	13	19.5	9.5	7.5	0.015	
		8	R1/8	3091 08 10	6.5	14	25	10.5	7.5	0.024	
			R1/4	3091 08 13	11	14	25.5	13.5	9	0.021	
10	R3/8	3091 10 17	11.5	17	27.5	14	10	0.035			
Maximum working pressure: 10 bar Pre-coated thread											


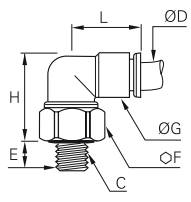

3160 Self-Sealing Plug-In Fitting

	Technical polymer, NBR 	ØD		L	L1	kg
		4	3160 04 00	46	33.5	0.006
		6	3160 06 00	53.5	31	0.009
		8	3160 08 00	58	31	0.014

3159 Oscillating Elbow, Male BSPT Thread

	Technical polymer, nickel-plated brass, NBR 	ØD	C		F	G	H	L	kg
		4	R1/8	3159 04 10	12	11	22	17.5	0.012
			R1/8	3159 06 10	14	14	26.5	20.5	0.014
		6	R1/4	3159 06 13	14	14	23.5	20.5	0.022
			R1/8	3159 08 10	17	16	32	23.5	0.036
		8	R1/4	3159 08 13	17	16	29	23.5	0.037
			R3/8	3159 08 17	17	16	25	23.5	0.033
		10	R1/4	3159 10 13	19	19.5	37.5	29	0.053
			R3/8	3159 10 17	19	19.5	33.5	29	0.045
		12	R1/4	3159 12 13	21	22	44.5	33.5	0.080
			R3/8	3159 12 17	21	22	41	33.5	0.070
		Pre-coated thread							

3189 Oscillating Elbow, Male BSPP and Metric Thread

	Technical polymer, nickel-plated brass, NBR 	ØD	C		E	F	G	H	L	kg
		4	M5x0.8	3189 04 19	3	12	11	24.5	17.5	0.012
			G1/8	3189 04 10	5	13	11	23	17.5	0.013
			M5x0.8	3189 06 19	3	12	14	27.5	20.5	0.017
		6	G1/8	3189 06 10	5	14	14	27	20.5	0.019
			G1/4	3189 06 13	5.5	16	14	25.5	20.5	0.023
		8	G1/8	3189 08 10	5	17	16	31.5	23.5	0.034
			G1/4	3189 08 13	5.5	17	16	31	23.5	0.034
		8	G1/4	3189 08 13	5.5	17	16	31	23.5	0.034
			G3/8	3189 08 17	5.5	20	16	29.5	23.5	0.042
		10	G1/4	3189 10 13	5.5	19	19.5	39	29	0.058
			G3/8	3189 10 17	5.5	20	19.5	37	29	0.050
		12	G1/4	3189 12 13	5.5	21	22	46.5	33.5	0.074
			G3/8	3189 12 17	5.5	21	22	45.5	33.5	0.072

Accessories for Push-In Fittings

Parker Legris has designed these different accessories to improve **safety** and circuit **identification**.

Product Advantages

Safety

- Protection of operators and equipment
- Prevents accidental disconnection
- Disconnection only possible with tooling
- Resistance to grease and cleaning agents

Ergonomic

- Colour-coding for fluid circuit identification (6 colours)
- Setting and fixing of your circuits thanks to clips and release button covers
- Easy disconnection with tool where access is difficult
- Adapted to meet all installation configurations



Applications

- Robotics
- Automotive Process
- Pneumatics
- Semi-Conductors
- Textile
- Water Treatment
- Beverage Dispensers

Technical Characteristics

Compatible Ranges	LF 3000®, LIQUIfit®
Working Temperature	-20°C to +95°C
Materials	Tamper-proof safety clip, release button cover, clip: technical polymer Reducer and plug: nickel-plated brass

Installation Process

Tamper-Proof Safety Clip



Coloured Release Button Covers

Coloured release button covers can be mounted on LF 3000® and LIQUIfit® fittings, supplied fitted with manual release buttons.

5 colours are available and allows colour coding to be used throughout circuits.



Disconnection Tool

In cases where access is difficult, this tool can be particularly useful.



Clip Strips




Clips are also designed to fix LF 3000® fittings in series within a minimum of space.





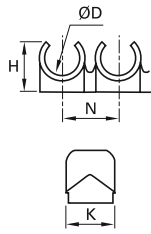
The complete range of accessories can be found in Chapter 9.

Accessories for Push-In Fittings

3130 Tamper-Proof Safety Clip


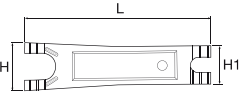
Technical polymer	ØD							H	K	kg
	4	3130 04 01	3130 04 02	3130 04 03	3130 04 04	3130 04 05	3130 04 10	6.6	3	0.001
	6	3130 06 01	3130 06 02	3130 06 03	3130 06 04	3130 06 05	3130 06 10	7.8	3.1	0.001
	8	3130 08 01	3130 08 02	3130 08 03	3130 08 04	3130 08 05	3130 08 10	9.5	4.3	0.001
	10	3130 10 01	3130 10 02	3130 10 03	3130 10 04	3130 10 05	3130 10 10	10.8	4.2	0.002
	12	3130 12 01	3130 12 02	3130 12 03	3130 12 04	3130 12 05	3130 12 10	12.5	5.1	0.003
	14	3130 14 01	3130 14 02	3130 14 03	3130 14 04	3130 14 05	3130 14 10	15	6	0.004

CLIP Clip Strip for Tubes and Fittings

Technical polymer	ØD		H	K	N	kg
	4	CLIP 04 00	9	13.5	10.5	0.007
	6	CLIP 06 00	10.5	13	10.5	0.004
	8	CLIP 08 00	12.5	10.5	12	0.007
	10	CLIP 10 00	14	12	15	0.005
	12	CLIP 12 00	16.5	14	16.5	0.009
	14	CLIP 14 00	18	16	20.5	0.008







Delivered in boxes of 10 strips of the same diameter (complete with selftapping screws of 95 mm length)

3000 Disconnection Tool



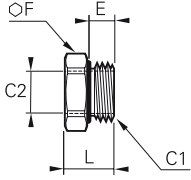
Treated steel	H	H1	L	kg
	25	20	96	0.021
	3000 70 00			

For disconnecting LF 3000® tubing/fittings where access is difficult, we recommend the use of this disconnection tool.

3110 Coloured Release Button Covers



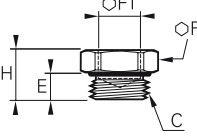
Technical polymer	ØD						kg
	4	3110 04 00	3110 04 02	3110 04 03	3110 04 04	3110 04 05	0.001
	6	3110 06 00	3110 06 02	3110 06 03	3110 06 04	3110 06 05	0.001
	8	3110 08 00	3110 08 02	3110 08 03	3110 08 04	3110 08 05	0.001
	10	3110 10 00	3110 10 02	3110 10 03	3110 10 04	3110 10 05	0.001
	12	3110 12 00	3110 12 02	3110 12 03	3110 12 04	3110 12 05	0.001
	14	3110 14 00	3110 14 02	3110 14 03	3110 14 04	3110 14 05	0.002

0178 Reducer, Male/Female BSPP and Metric Thread

Nickel-plated brass, NBR	C1	C2		E	F	L	kg
	M7x1	M5x0.8	0178 55 19	5	10	12	0.005
	G1/8	M5x0.8	0178 10 19	5	13	9	0.006
	G1/4	G1/8	0178 13 10	5.5	16	9.5	0.006
	G3/8	G1/8	0178 17 10	5.5	20	10.5	0.016
	G1/2	G1/4	0178 21 13	5.5	20	10.5	0.011
	G1/2	G3/8	0178 21 17	7.5	24	12.5	0.024
	G3/4	G1/2	0178 27 21	7.5	24	12.5	0.016
	G3/4	G1/2	0178 27 21	7.5	32	13.5	0.035

With integrated O-ring seal

0222 Internal Hex Plug, Male BSPP and Metric Thread

Nickel-plated brass, NBR	C		E	F	F1	H	kg
	M5x0.8	0222 19 00	3.5	8	2.5	7	0.002
	M7x1	0222 55 00	5	10	3	8.5	0.003
	G1/8	0222 10 00	5	13	5	8.5	0.006
	G1/4	0222 13 00	5.5	16	6	9.5	0.010
	G3/8	0222 17 00	5.5	20	8	10.5	0.019
	G1/2	0222 21 00	7.5	24	10	12	0.030

With integrated O-ring seal



LF 3200 (3 mm) Push-In Fittings Range

Stud Fittings

3281
Metric
Page 1-41



3299
Metric
Page 1-41



3229
Metric
Page 1-41



3298
Metric
Page 1-41



3293
Metric
Page 1-41



3218
Metric
Page 1-42



Tube-to-Tube Fittings and Accessories

3206
Straight
Page 1-43



3202
Elbow
Page 1-43



3204
Tee
Page 1-43



3266
Reducer
Page 1-43



3226
Plug
Page 1-43



LF 3200 Push-In Fittings (3 mm)

Miniature pneumatic installations are very precise and sensitive systems, having specific operating characteristics. Consequently, Parker Legris has developed this **ergonomic** range of brass push-in fittings for its **mechanical robustness** and **compactness**.

Product Advantages

Compact & Lightweight	25% smaller than other fittings on the market for optimum actuator dimensions Minimum weight for maximum efficiency Reduces energy consumption and limits actuator wear
Resistance & Performance	All brass components for excellent impact resistance Gripping system with collet for increased robustness and service life Excellent resistance to high operating pressures
Reliability	100% leak-tested in production Date coding to guarantee quality and traceability Ideal for very sensitive applications Corrosion-resistant



Applications

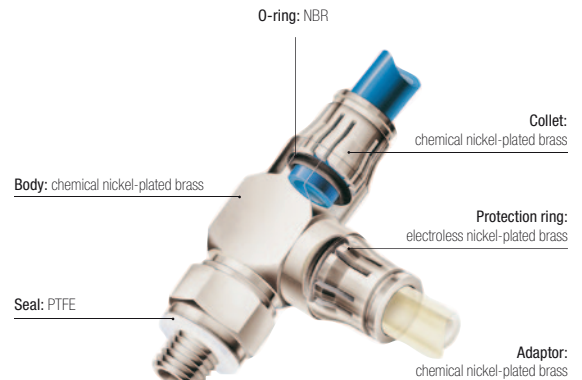
- Pneumatic Panels
- Robotics
- Semi-Conductors
- Textile
- Pneumatics
- Vacuum

Technical Characteristics

Compatible Fluids	Compressed air
Working Pressure	Vacuum to 20 bar
Working Temperature	-15°C to +80°C
Tightening Torque (daN.m)	0.01 to 0.1

Reliable performance is dependent upon the type of fluid conveyed, component materials and tubing being used.
Use is guaranteed with a vacuum of 755 mm Hg (99% vacuum).

Component Materials




Silicone-free

Regulations

ISO 14743 ISO 14743: Pneumatic fluid power, push-in connectors for thermoplastic tubes

DI: 97/23/EC (PED)
DI: 2002/95/EC (RoHS), 2011/65/EC
DI: 94/9/EC (ATEX)
RG: 1907/2006 (REACH)

Installation Configurations


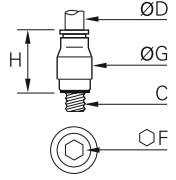



The LF 3200 fitting, connected with a 3 mm polyurethane or antistatic polyurethane tube, is the perfect solution for compact installations:


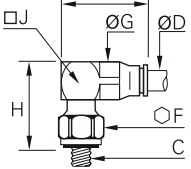

- which are highly stressed
- whose reliability is critical

Stud Fittings


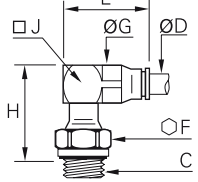

3281 Stud Fitting, Male Metric Thread

	<p>Nickel-plated brass, NBR</p> 	ØD	C		F	G	H	kg
		3	M3x0.5	3281 03 09	1.5	6	9.5	0.001
			M5x0.8	3281 03 19	1.5	8	9.5	0.002


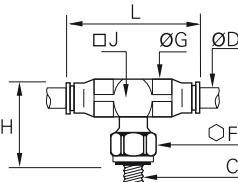

3299 Compact Stud Elbow, Male Metric Thread

	<p>Nickel-plated brass, NBR</p> 	ØD	C		F	G	H	J	L	kg
		3	M3x0.5	3299 03 09	6	6	13.5	6	13.5	0.004
			M5x0.8	3299 03 19	8	6	13	6	13.5	0.005


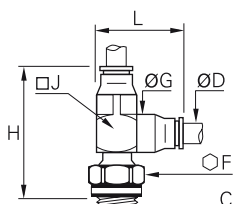

3229 Extended Stud Elbow, Male Metric Thread

	<p>Nickel-plated brass, NBR</p> 	ØD	C		F	G	H	J	L	kg
		3	M3x0.5	3229 03 09	6	6	16	6	13.5	0.004
			M5x0.8	3229 03 19	8	6	17	6	13.5	0.005

3298 Stud Branch Tee, Male Metric Thread

	<p>Nickel-plated brass, NBR</p> 	ØD	C		F	G	H	J	L	kg
		3	M3x0.5	3298 03 09	6	6	13.5	6	20.5	0.004
			M5x0.8	3298 03 19	8	6	13	6	20.5	0.005

3293 Stud Run Tee, Male Metric Thread

	<p>Nickel-plated brass, NBR</p> 	ØD	C		F	G	H	J	L	kg
		3	M3x0.5	3293 03 09	6	6	20	6	13.5	0.004
			M5x0.8	3293 03 19	8	6	20	6	13.5	0.005

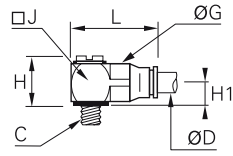
LF 3200: 3 mm


Stud Fittings

3218 Single Banjo, Male Metric Thread




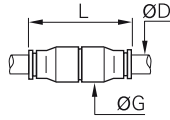

Nickel-plated brass, NBR




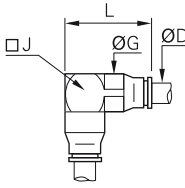

	ØD	C		G	H	H1	J	L	kg
3		M3x0.5	3218 03 09	6	9.5	4	6	12.5	0.002
		M5x0.8	3218 03 19	6	10.5	4.5	8	15	0.005

Tube-to-Tube Fittings and Accessories


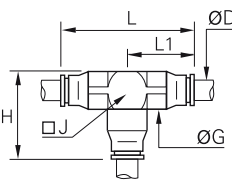

3206 Equal Tube-to-Tube Connector

	Nickel-plated brass, NBR		ØD		G	L	kg
			3	3206 03 00	6	17	0.002


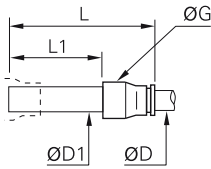

3202 Equal Elbow

	Nickel-plated brass, NBR		ØD		G	J	L	kg
			3	3202 03 00	6	6	13.5	0.003


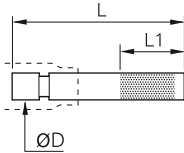

3204 Equal Tee

	Nickel-plated brass, NBR		ØD		G	H	J	L	L1	kg
			3	3204 03 00	6	13.5	6	20.5	10.25	0.004

3266 Plug-In Reducer

	Nickel-plated brass, NBR, technical polymer		ØD	ØD1		G	L	L1	kg
			3	4	3266 03 04	6	28	19	0.001

3226 Blanking Plug

	Nickel-plated brass		ØD		L	L1	kg
			3	3226 03 00	20	10	0.001

Range of LIQUIfit® Push-In Fittings

Stud Fittings

Straights

6505
BSPT
Page 1-48



6315
BSPT
Page 1-48



6353
BSPP
Page 1-49



6521
BSPT
Page 1-50



Straights - Inch

6505
NPTF/BSPT
Page 1-48



6315
NPTF
Page 1-49



6353
BSPP
Page 1-49



6352
BSPP
Page 1-49



6325
UNS
Page 1-49



6521
NPTF/BSPT
Page 1-50



Carstick®

6300
Page 1-50



Carstick® - Inch

6300
Page 1-50



Elbows

6579
BSPT
Page 1-51



6509
BSPT
Page 1-51



Elbows - Inch

6579
BSPT/NPTF
Page 1-51



6509
BSPT/NPTF
Page 1-52



Tees

6508
BSPT
Page 1-52



6503
BSPT
Page 1-53



Tees - Inch

6508
BSPT/NPTF
Page 1-53



6503
BSPT/NPTF
Page 1-53



Plugs

6355
BSPT
Page 1-53



Tube-to-Tube Fittings

Straight

6306
Page 1-54



Straight - Inch

6306
Page 1-54



Elbow

6302
Page 1-54



Elbow - Inch

6302
Page 1-54



Tee

6304
Page 1-55



Tee - Inch

6304
Page 1-55



Y

6340
Page 1-55



Y - Inch

6340
Page 1-55



Cross

6307
Page 1-56



Cross - Inch

6307
Page 1-56



Bulkhead Connectors

Straight

6316
Page 1-56



Straight - Inch

6316
Page 1-56



Plug-In Fittings and Accessories

Elbows

6382
Page 1-57



6380
Page 1-57



6382
Page 1-57



Tees

6383
Page 1-57



6388
Page 1-57



6388
Page 1-58



Tee - Inch

Accessories

6366
Page 1-58



6326
Page 1-58



6322
Page 1-59



6351
Page 1-59



Accessories - Inch

6366
Page 1-58



6368
Page 1-58



6326
Page 1-59



6322
Page 1-59



6351
Page 1-59



Range of LIQUIfit+ Push-In Fittings

Stud Fittings

Straight - Inch

6333

Page 1-63



Tube-to-Tube Fittings

Straight - Inch

Elbow - Inch

6336

Page 1-63



6332

Page 1-63



Plug-In Fittings

Elbow - Inch

6331

Page 1-63



LIQUIfit® and LIQUIfit+ Accessories

3130

Page 1-60

3110

Page 1-60

0605

Page 1-60



Part Number Construction

Example: 6505 08 17WP2

6505

Article Type

65XX = LIQUIfit® (without pre-coating)

63XX = LIQUIfit®

633X = LIQUIfit+

Product Type

XX05 = Male Stud Fitting

XX79 = Fixed Elbow

08

Tube O.D.

4

6

8

10

12

17

Thread Code

10: 1/8 BSPT

13: 1/4 BSPT

17: 3/8 BSPT

21: 1/2 BSPT

27: 3/4 BSPT

W

Colour

W = White

P2

Packaging

P2 = Standard (< 10 pieces)

P3 = High volumes (< 100 pieces)

LIQUIfit® Push-In Fittings

This "eco-designed" range proposes an **innovative alternative** for water applications; **no fluid contamination** occurs and **environmental protection is guaranteed**. These fittings ensure **reliable and compact** connections for **liquid transfer** applications.

Product Advantages

Innovative Technology & Concept

- Ergonomic and aesthetic design
- The most compact product on the market for water, beverages and liquid foodstuffs
- Easy-to-clean external surfaces
- Push-in connection and disconnection
- Full flow
- Use with a pre-prepared metallic tubing
- Gripping system preventing any pumping effect
- Eco-designed (materials, manufacturing process, weight, dimensions and performance)

Optimal Performance

- Patented sealing technology
- 100% leak-tested in production
- Date coding to guarantee quality and traceability
- Wide range of shapes and numerous configurations

High Performance Material

- Bio-sourced polymer meeting the most severe food process regulations
- Suitable for contact with water and beverages
- Excellent chemical and mechanical resistance, even at high temperature
- Free of bisphenol A and phthalates, conforming with regulations



Hot & Cold Drinks Dispensers
Neutral Gases
Cooling Systems
Food Process
Water Purification Systems
Water Dispensers
Medical

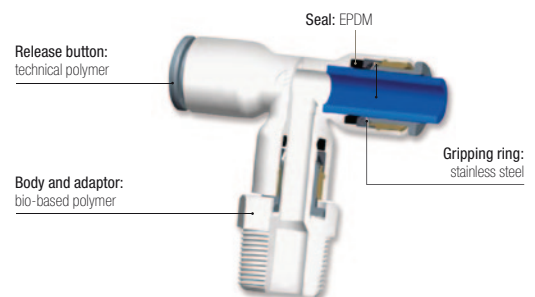
Applications

Technical Characteristics

Compatible Fluids	Water, beverages, CO ₂ (inert use) Chemical fluids: please consult us		
Working Pressure	Vacuum to 16 bar		
Working Temperature	-10°C to +95°C		
Tightening Torques (BSPT/NPTF)	Thread	1/8" and 1/4"	3/8" and 1/2"
	daN.m	0.15	0.30

Reliable performance is dependent upon the type of fluid conveyed, component materials and tubing being used.
Use is guaranteed with a vacuum of 755 mm Hg (99% vacuum).

Component Materials



Silicone-free

Regulations

DI: 2002/95/EC (RoHS), 2011/65/EC
RG: 1935/2004/EC
FDA: 21 CFR
NSF 51 at 95°C
NSF/ANSI 61 - C HOT

DM 174
KTW: fittings, on request
WRAS
ACS

Pressure and Temperature of the Different Diameters and Related Products of the LIQUIfit® Range

-10°C		Pressure (bar)	
mm Ø	inch Ø	Fittings	Tubing
4	5/32	16	16
6	1/4	16	16
8	5/16	16	16
10	3/8	13	15
12	1/2	11	11

+1°C		Pressure (bar)	
mm Ø	inch Ø	Fittings	Tubing
4	5/32	16	16
6	1/4	16	16
8	5/16	16	16
10	3/8	13	15
12	1/2	11	11

+20°C		Pressure (bar)	
mm Ø	inch Ø	Fittings	Tubing
4	5/32	16	16
6	1/4	16	16
8	5/16	16	16
10	3/8	13	15
12	1/2	11	11

+40°C		Pressure (bar)	
mm Ø	inch Ø	Fittings	Tubing
4	5/32	16	16
6	1/4	16	16
8	5/16	16	16
10	3/8	13	15
12	1/2	11	11

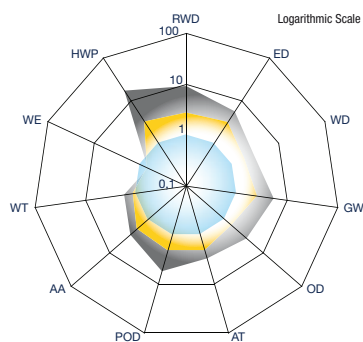
+65°C		Pressure (bar)	
mm Ø	inch Ø	Fittings	Tubing
4	5/32	10	10
6	1/4	10	10
8	5/16	10	10
10	3/8	7	7
12	1/2	7	7

+95°C		Pressure (bar)	
mm Ø	inch Ø	Fittings	Tubing
4	5/32	4	4
6	1/4	4	4
8	5/16	4	4
10	3/8	4	4
12	1/2	4	4

LIQUIfit®

Environmental Footprint

Example: representation of the environmental footprint of an equal tube-to-tube connector

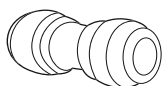


Double Union
 □ Market Standard in POM
 □ Market Standard in PP
 □ PARKER LEGRIS

LIQUIfit®
Tube-to-Tube Connector



Market Standard
Tube-to-Tube Connector



Environmental Approach

The Life Cycle Analysis (LCA) offers a true alternative in terms of environmental differentiation.

We carried out a comparative LCA on the market of drinking water between 3 Parker Legris fittings and the standard products on the market.

This analysis relies on ISO 14020, ISO 14025 and IEC PAS 62545 standards and the results are presented in a report approved by an ethics committee (Bureau Veritas).




RWD: Raw Material Depletion
 ED: Energy Depletion
 WD: Water Depletion
 GW: Global Warming
 OZ: Ozone Depletion
 AT: Air Toxicity

POC: Photochemical Ozone Creation
 AA: Air Acidification
 WT: Water Toxicity
 WE: Water Eutrophication
 HWP: Hazardous Waste Production

Stud Fittings


6505 Stud Fitting, Male BSPT Thread

		Bio-based polymer, EPDM				F	F1	H	kg	
ØD	C									
4	R1/8	6505 04 10WP2					11	3	18	0.003
	R1/4	6505 04 13WP2					14	3	18	0.004
6	R1/8	6505 06 10WP2					11	4	18	0.002
	R1/4	6505 06 13WP2					14	4	18	0.004
8	R1/8	6505 08 10WP2					17	6	20	0.004
	R3/8	6505 08 17WP2					17	6	20	0.005
10	R1/4	6505 10 13WP2					17	7	21.5	0.005
	R3/8	6505 10 17WP2					19	7	21.5	0.007
	R1/2	6505 10 21WP2					22	7	21.5	0.010
12	R3/8	6505 12 17WP2					19	9	24.5	0.008
	R1/2	6505 12 21WP2					22	9	24.5	0.012

These part numbers are also available in WP3 = high volumes (number of parts per bag: 40, 50 or 100, depending on the diameters).
Thread without pre-coating.

6505 Stud Fitting, Male NPTF Thread


Inch

		Bio-based polymer, EPDM				F	F1	H	kg	
ØD	C									
1/4	NPT1/8	6505 56 11WP2					1/2	5/32	17	0.002
	NPT1/4	6505 56 14WP2					9/16	5/32	17	0.003
	NPT3/8	6505 56 18WP2					3/4	1/4	21,5	0,004
3/8	NPT1/8	6505 60 11WP2					3/4	5/32	22,1	0,005
	NPT1/4	6505 60 14WP2					3/4	1/4	22	0,006
	NPT3/8	6505 60 18WP2					3/4	1/4	22	0,007
1/2	NPT1/2	6505 60 22WP2					15/16	1/4	27	0,012
	NPT3/8	6505 62 18WP2					15/16	3/8	28	0,012
	NPT1/2	6505 62 22WP2					15/16	3/8	28	0,013

These part numbers are also available in WP3 = high volumes (number of parts per bag: 40, 50 or 100, depending on the diameters).
Thread without pre-coating.
6505 56 18WP3, 6505 60 11WP3 and 6505 60 22WP3 are also available.


6505 Stud Fitting, Male BSPT Thread

Inch

		Bio-based polymer, EPDM				F	F1	H	kg	
ØD	C									
1/4	R1/8	6505 56 10WP2					11	5	17	0.002
	R1/4	6505 56 13WP2					14	5	17	0.003
3/8	R1/4	6505 60 13WP2					17	7	22	0.006
	R3/8	6505 60 17WP2					19	7	22	0.006
1/2	R1/2	6505 60 21WP2					22	7	28	0.012
	R3/8	6505 62 17WP2					24	9	28	0.014
	R1/2	6505 62 21WP2					24	9	28	0.017

These part numbers are also available in WP3 = high volumes (number of parts per bag: 40, 50 or 100, depending on the diameters).
5/32" (4 mm) and 5/16" (8 mm) also available.
Thread without pre-coating.

6315 Stud Fitting, Female BSPT Thread


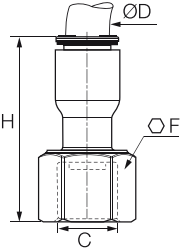

		Bio-based polymer, EPDM				F	H	kg	
ØD	C								
6	R1/8	6315 06 10WP2					13	32	0.003
	R1/4	6315 06 13WP2					16	33	0.004
8	R1/4	6315 08 13WP2					16	33.5	0.004
	R3/8	6315 08 17WP2					20	36	0.009

These part numbers are also available in WP3 = high volumes (number of parts per bag: 40, 50 or 100, depending on the diameters).

Stud Fittings


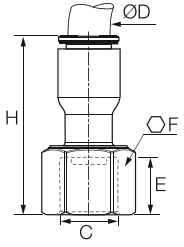

6315 Stud Fitting, Female NPTF Thread

Inch

	<p>Bio-based polymer, EPDM</p> 	<p>ØD C </p>	F	H	kg
		<p>1/4 NPT1/4 6315 56 14WP2</p>	11/16	30	0.003
		<p>3/8 NPT3/8 6315 60 18WP2</p>	13/16	36	0.007

These part numbers are also available in WP3 = high volumes (number of parts per bag: 40, 50 or 100, depending on the diameters).


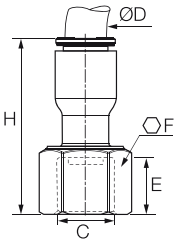

6353 Tap Connector Cone Type, Female BSPP Thread

	<p>Bio-based polymer, EPDM</p> 	<p>ØD C </p>	E	F	H	kg
		<p>6 G3/4 6353 06 27WP2</p>	10	32	32	0.011
		<p>8 G3/4 6353 08 27WP2</p>	10	32	40.5	0.017
<p>10 G1/2 6353 10 21WP2</p>	12	27	36	0.011		

These part numbers are also available in WP3 = high volumes (number of parts per bag: 40, 50 or 100, depending on the diameters).

6353 Tap Connector Cone Type, Female BSPP Thread


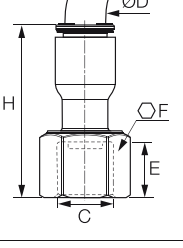

Inch

	<p>Bio-based polymer, EPDM</p> 	<p>ØD C </p>	E	F	H	kg
		<p>1/4 G3/4 6353 56 27WP2</p>	10	32	31	0.006
		<p>3/8 G1/2 6353 60 21WP2</p>	12	27	36	0.011
<p> G3/4 6353 60 27WP2</p>	10	32	41	0.018		
<p>1/2 G3/4 6353 62 27WP2</p>	10	32	44.5	0.014		

These part numbers are also available in WP3 = high volumes (number of parts per bag: 40, 50 or 100, depending on the diameters).

6352 Stud Fitting Flat Type, Female BSPP Thread


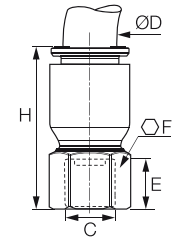

Inch

	<p>Bio-based polymer, EPDM</p> 	<p>ØD C </p>	E	F	H	kg
		<p>5/16 G1/2 6352 08 21WP2</p>	10.5	27	37	0.009
		<p> G5/8 6352 08 23WP2</p>	10.5	29	32	0.013
<p>3/8 G3/8 6352 60 17WP2</p>	12	22	36	0.008		
<p> G1/2 6352 60 21WP2</p>	12	27	36	0.011		
<p>1/2 G5/8 6352 62 23WP2</p>	10.5	29	32	0.013		

These part numbers are also available in WP3 = high volumes (number of parts per bag: 40, 50 or 100, depending on the diameters).

6325 Faucet Connector, Female UNS Thread

Inch

	<p>Bio-based polymer, EPDM</p> 	<p>ØD C </p>	E	F	H	kg
		<p>1/4 UNS7/16-24 6325 56 133WP2</p>	7	9/16	31	0.002
		<p>3/8 UNS7/16-24 6325 60 133WP2</p>	7	9/16	32	0.004

These part numbers are also available in WP3 = high volumes (number of parts per bag: 40, 50 or 100, depending on the diameters).

Stud Fittings

6521 Stud Standpipe, Male BSPT Thread

	Bio-based polymer		ØD	C		F	H	kg
			6	R1/8	6521 06 10WP2	13	19	0.002
				R1/4	6521 06 13WP2	14	19	0.003
				R3/8	6521 06 17WP2	17	19	0.004
			8	R1/8	6521 08 10WP2	19	23	0.003
				R1/4	6521 08 13WP2	19	23	0.004
				R3/8	6521 08 17WP2	19	23	0.004
			10	R1/4	6521 10 13WP2	19	25	0.004
				R3/8	6521 10 17WP2	19	25	0.005
				R1/2	6521 10 21WP2	22	25	0.008
			12	R3/8	6521 12 17WP2	22	28	0.005
				R1/2	6521 12 21WP2	22	28	0.007

These part numbers are also available in WP3 = high volumes (number of parts per bag: 40, 50 or 100, depending on the diameters).
Thread without pre-coating.

6521 Stud Standpipe, Male NPTF Thread

Inch

	Bio-based polymer		ØD	C		F	H	kg
			1/4	NPT1/8	6521 56 11WP2	1/2	19	0.001
				NPT1/4	6521 56 14WP2	1/2	19	0.002
				NPT3/8	6521 56 18WP2	3/4	19.5	0.004
			3/8	NPT1/4	6521 60 14WP2	3/4	25	0.004
				NPT3/8	6521 60 18WP2	3/4	25	0.004
			1/2	NPT3/8	6521 62 18WP2	15/16	31	0.010
				NPT1/2	6521 62 22WP2	15/16	32.5	0.013

These part numbers are also available in WP3 = high volumes (number of parts per bag: 40, 50 or 100, depending on the diameters).
Thread without pre-coating.

6521 Stud Standpipe, Male BSPT Thread

Inch

	Bio-based polymer		ØD	C		F	H	kg
			1/4	R1/8	6521 56 10WP2	14	19	0.001
				R1/4	6521 56 13WP2	14	19	0.002
				R3/8	6521 56 17WP2	17	19	0.004
			3/8	R1/4	6521 60 13WP2	19	25	0.004
				R3/8	6521 60 17WP2	19	25	0.004
			1/2	R3/8	6521 62 17WP2	24	31.5	0.006
				R1/2	6521 62 21WP2	24	31.5	0.009

These part numbers are also available in WP3 = high volumes (number of parts per bag: 40, 50 or 100, depending on the diameters). 5/32" (4 mm) and 5/16" (8 mm) also available.
Thread without pre-coating.

6300 LIQUIfit® Cartridge

	Brass, EPDM		ØD		G	H	kg
			4	6300 04 00	8	10	0.002
			6	6300 06 00	10	11.5	0.002
			8	6300 08 00	13	15	0.003
			10	6300 10 00	15.5	17	0.005
			12	6300 12 00	18.5	19.5	0.010

50 cartridges per Carstick®
Cavity dimensions are available in Chapter 2.

6300 LIQUIfit® Cartridge


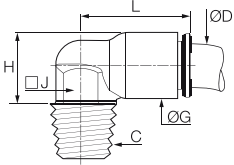

Inch

	Brass, EPDM		ØD		G	H	kg
			1/4	6300 56 00	10.5	12.5	0.002
			3/8	6300 60 00	15.5	17	0.005
			1/2	6300 62 00	22	23	0.011


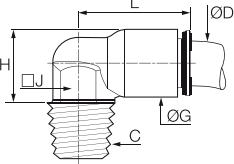

50 cartridges per Carstick®
5/32" (4 mm) and 5/16" (8 mm) also available.
Cavity dimensions are available in Chapter 2.

Stud Fittings


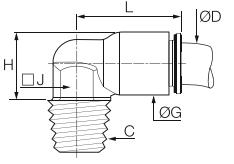

6579 Fixed Elbow, Male BSPT Thread

		Bio-based polymer, EPDM	ØD C 	G H J L kg
			R1/8 6579 06 10WP2	11 14 10 19 0.002
			R1/4 6579 06 13WP2	11 14 10 19 0.003
			R3/8 6579 06 17WP2	11 14 10 19 0.004
These part numbers are also available in WP3 = high volumes (number of parts per bag: 40, 50 or 100, depending on the diameters). Thread without pre-coating.				


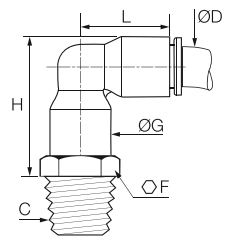

6579 Fixed Elbow, Male NPTF Thread Inch

		Bio-based polymer, EPDM	ØD C 	G H J L kg
			NPT1/8 6579 56 11WP2	11 22 3/8 18 0.009
			NPT1/4 6579 56 14WP2	11 26 3/8 18 0.003
			NPT3/8 6579 56 18WP2	11 26.5 3/8 18 0.004
			NPT1/4 6579 60 14WP2 NPT3/8 6579 60 18WP2	16 32 1/2 26 0.006 16 32 1/2 26 0.006
These part numbers are also available in WP3 = high volumes (number of parts per bag: 40, 50 or 100, depending on the diameters). Thread without pre-coating.				

6579 Fixed Elbow, Male BSPT Thread Inch

		Bio-based polymer, EPDM	ØD C 	G H J L kg
			R1/8 6579 56 10WP2	11 22 10 18 0.002
			R1/4 6579 56 13WP2	11 26 10 18 0.003
			R3/8 6579 56 17WP2	11 26 10 18 0.004
			R1/4 6579 60 13WP2 R3/8 6579 60 17WP2	16 31.5 13 26 0.006 16 32 13 26 0.006
			These part numbers are also available in WP3 = high volumes (number of parts per bag: 40, 50 or 100, depending on the diameters). Thread without pre-coating.	

6509 Stud Elbow, Male BSPT Thread

		Bio-based polymer, EPDM	ØD C 	F G H L kg			
			R1/8 6509 06 10WP2	13 10.5 28 24 0.037			
			R1/4 6509 06 13WP2	14 10.5 28 24 0.007			
			R3/8 6509 06 17WP2	17 10.5 28 24 0.008			
			R1/8 6509 08 10WP2	19 13.5 34 29.5 0.010			
			R1/4 6509 08 13WP2	19 13.5 34 29.5 0.011			
			R3/8 6509 08 17WP2	19 13.5 34 29.5 0.011			
			R1/4 6509 10 13WP2	19 16 38 34.5 0.019			
			R3/8 6509 10 17WP2	19 16 38 34.5 0.020			
			R1/2 6509 10 21WP2	22 16 38 34.5 0.023			
			R3/8 6509 12 17WP2	22 19 44 40 0.022			
			R1/2 6509 12 21WP2	22 19 44 40 0.024			
			These part numbers are also available in WP3 = high volumes (number of parts per bag: 40, 50 or 100, depending on the diameters). Thread without pre-coating; the body swivels for positioning purposes.				

Complementary LIQUIfit® Range Products

The other LIQUIfit® range products are presented in the corresponding chapters of this catalogue:

Technical Tubing and Hose

Advanced PE

P. 3-26



Function Fittings

Non-Return Valves

P. 4-44



Industrial Ball Valves

LIQUIfit® Ball Valves

P. 6-34



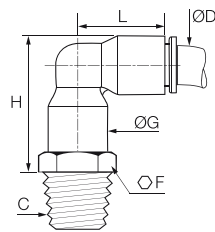
Stud Fittings

6509 Elbow, Male NPTF Thread

Inch



Bio-based polymer, EPDM



ØD	C		F	G	H	L	kg
1/4	NPT1/8	6509 56 11WP2	1/2	11	28	23.5	0.003
	NPT1/4	6509 56 14WP2	9/16	11	28	23.5	0.004
	NPT3/8	6509 56 18WP2	3/4	11	28.5	23.5	0.006
3/8	NPT1/4	6509 60 14WP2	3/4	16	38	34	0.010
	NPT3/8	6509 60 18WP2	3/4	16	38	34	0.011
1/2	NPT3/8	6509 62 18WP2	15/16	22	50.5	46.5	0.024
	NPT1/2	6509 62 22WP2	15/16	22	51.5	46.5	0.027

These part numbers are also available in WP3 = high volumes (number of parts per bag: 40, 50 or 100, depending on the diameters).

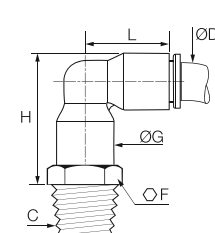
Thread without pre-coating; the body swivels for positioning purposes.

6509 Elbow, Male BSPT Thread

Inch



Bio-based polymer, EPDM



ØD	C		F	G	H	L	kg
1/4	R1/8	6509 56 10WP2	14	11	28	23.5	0.003
	R1/4	6509 56 13WP2	14	11	28	23.5	0.004
	R3/8	6509 56 17WP2	17	11	28	23.5	0.006
3/8	R1/4	6509 60 13WP2	19	16	38	34	0.010
	R3/8	6509 60 17WP2	19	16	38	34	0.011
1/2	R3/8	6509 62 17WP2	24	22	50.5	46.5	0.024
	R1/2	6509 62 21WP2	24	22	50.5	46.5	0.027

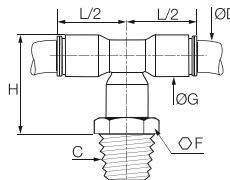
These part numbers are also available in WP3 = high volumes (number of parts per bag: 40, 50 or 100, depending on the diameters). 5/32" (4 mm) and 5/16" (8 mm) also available.

Thread without pre-coating; the body swivels for positioning purposes.

6508 Branch Tee, Male BSPT Thread



Bio-based polymer, EPDM



ØD	C		F	G	H	L/2	kg
6	R1/8	6508 06 10WP2	13	10.5	28	18	0.008
	R1/4	6508 06 13WP2	14	10.5	28	18	0.009
	R3/8	6508 06 17WP2	17	10.5	28	18	0.010
8	R1/8	6508 08 10WP2	19	13.5	34	23	0.012
	R1/4	6508 08 13WP2	19	13.5	34	23	0.013
	R3/8	6508 08 17WP2	19	13.5	34	23	0.013
10	R1/4	6508 10 13WP2	19	16	38	26.5	0.018
	R3/8	6508 10 17WP2	19	16	38	26.5	0.019
	R1/2	6508 10 21WP2	22	16	38	26.5	0.022
12	R3/8	6508 12 17WP2	22	19	44	31	0.024
	R1/2	6508 12 21WP2	22	19	44	31	0.026

These part numbers are also available in WP3 = high volumes (number of parts per bag: 40, 50 or 100, depending on the diameters).

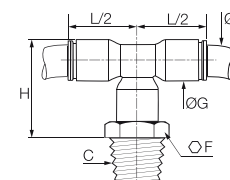
Thread without pre-coating; the body swivels for positioning purposes.

6508 Branch Tee, Male NPTF Thread

Inch



Bio-based polymer, EPDM



ØD	C		F	G	H	L/2	kg
1/4	NPT1/8	6508 56 11WP2	1/2	11	28	18	0.004
	NPT1/4	6508 56 14WP2	9/16	11	28	18	0.005
	NPT3/8	6508 56 18WP2	3/4	11	29	18	0.007
3/8	NPT1/4	6508 60 14WP2	3/4	16	38	26	0.013
	NPT3/8	6508 60 18WP2	3/4	16	38	26	0.013
1/2	NPT3/8	6508 62 18WP2	15/16	22	50	35.5	0.031
	NPT1/2	6508 62 22WP2	15/16	22	51	35.5	0.034


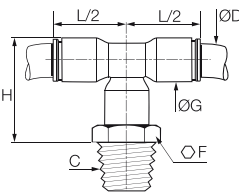

These part numbers are also available in WP3 = high volumes (number of parts per bag: 40, 50 or 100, depending on the diameters).

Thread without pre-coating; the body swivels for positioning purposes.

Stud Fittings


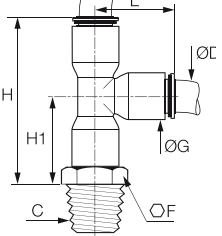

6508 Branch Tee, Male BSPT Thread

Inch

			ØD	C	F	G	H	L/2	kg
			R1/8	6508 56 10WP2	13	11	28	18	0.004
1/4	R1/4	6508 56 13WP2	14	11	28	18	0.005		
	R3/8	6508 56 17WP2	17	11	28	18	0.007		
3/8	R1/4	6508 60 13WP2	19	16	38	26	0.013		
	R3/8	6508 60 17WP2	19	16	38	26	0.013		
1/2	R3/8	6508 62 17WP2	24	22	50	35.5	0.032		
	R1/2	6508 62 21WP2	24	22	50	35.5	0.032		

These part numbers are also available in WP3 = high volumes (number of parts per bag: 40, 50 or 100, depending on the diameters). 5/32" (4 mm) and 5/16" (8 mm) also available.
Thread without pre-coating; the body swivels for positioning purposes.


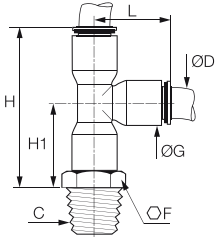

6503 Run Tee, Male BSPT Thread

			ØD	C	F	G	H	H1	L	kg
			R1/8	6503 06 10WP2	13	10.5	40	22	18.5	0.008
6	R1/4	6503 06 13WP2	14	10.5	40	22	18.5	0.009		
	R3/8	6503 06 17WP2	17	10.5	40	22	18.5	0.010		
8	R1/8	6503 08 10WP2	19	13.5	50	27	23	0.012		
	R1/4	6503 08 13WP2	19	13.5	50	27	23	0.013		
10	R3/8	6503 08 17WP2	19	13.5	50	27	23	0.013		
	R1/4	6503 10 13WP2	19	16	56.5	30	26.5	0.018		
12	R3/8	6503 10 17WP2	19	16	56.5	30	26.5	0.019		
	R1/2	6503 10 21WP2	22	16	56.5	30	26.5	0.022		
12	R3/8	6503 12 17WP2	22	19	65.5	34.5	31	0.024		
	R1/2	6503 12 21WP2	22	19	65.5	34.5	31	0.026		

These part numbers are also available in WP3 = high volumes (number of parts per bag: 40, 50 or 100, depending on the diameters).
Thread without pre-coating; the body swivels for positioning purposes.

6503 Run Tee, Male NPTF Thread


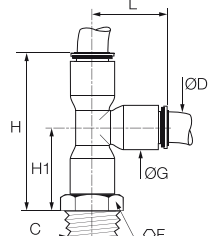

Inch

			ØD	C	F	G	H	H1	L	kg
			NPT1/8	6303 56 11WP2	1/2	11	40.5	22.5	18	0.004
1/4	NPT1/4	6503 56 14WP2	9/16	11	40.5	22.5	18	0.005		
	NPT3/8	6503 56 18WP2	3/4	11	41.5	23	18	0.007		
3/8	NPT1/4	6503 60 14WP2	3/4	16	56	30	26	0.013		
	NPT3/8	6503 60 18WP2	3/4	16	56	30	26	0.013		
1/2	NPT3/8	6503 62 18WP2	15/16	22	75	39.5	35.5	0.031		
	NPT1/2	6503 62 22WP2	15/16	22	76	40.5	35.5	0.035		

These part numbers are also available in WP3 = high volumes (number of parts per bag: 40, 50 or 100, depending on the diameters).
Thread without pre-coating; the body swivels for positioning purposes.


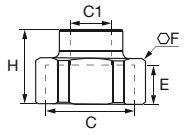

6503 Run Tee, Male BSPT Thread

Inch

			ØD	C	F	G	H	H1	L	kg
			R1/8	6503 56 10WP2	13	11	41.5	22.5	18	0.004
1/4	R1/4	6503 56 13WP2	14	11	41.5	22.5	18	0.005		
	R3/8	6503 56 17WP2	17	11	41.5	23	18	0.007		
3/8	R1/4	6503 60 13WP2	19	16	56	30	26	0.013		
	R3/8	6503 60 17WP2	19	16	56	30	26	0.013		
1/2	R3/8	6503 62 17WP2	24	22	75	39.5	35.5	0.032		
	R1/2	6503 62 21WP2	24	22	75	39.5	35.5	0.035		

These part numbers are also available in WP3 = high volumes (number of parts per bag: 40, 50 or 100, depending on the diameters). 5/32" (4 mm) and 5/16" (8 mm) also available.
Thread without pre-coating; the body swivels for positioning purposes.



6355 Unequal Connector, Female BSPP Thread

			C	C1	E	F	H	kg
			G3/4	G1/4	6355 13 27WP2	10	32	23.5

These part numbers are also available in WP3 = high volumes (number of parts per bag: 40, 50 or 100, depending on the diameters).

Tube-to-Tube Fittings



6306 Equal and Unequal Tube-to-Tube Connector

		Bio-based polymer, EPDM			G	L	kg
	4	4	6306 04 00WP2		8.5	26.5	0.002
		6	6306 04 06WP2		10.5	29	0.002
		8	6306 04 08WP2		13.5	37	0.005
	6	6	6306 06 00WP2		10.5	30	0.004
		8	6306 06 08WP2		13.5	37	0.005
		10	6306 06 10WP2		16	42	0.007
	8	8	6306 08 00WP2		13.5	37	0.004
		10	6306 08 10WP2		16	42	0.007
		12	6306 08 12WP2		19	50	0.012
	10	10	6306 10 00WP2		16	42	0.009
		12	6306 10 12WP2		19	50	0.013
	12	12	6306 12 00WP2		19	50.5	0.009

These part numbers are also available in WP3 = high volumes (number of parts per bag: 40, 50 or 100, depending on the diameters).



6306 Equal and Unequal Tube-to-Tube Connector

Inch

		Bio-based polymer, EPDM			G	L	kg
	5/16	3/8	6306 08 60WP2		16	42	0.008
		1/2	6306 08 62WP2		22	55	0.018
	1/4	1/4	6306 56 00WP2		11	30	0.002
		5/16	6306 56 08WP2		13.5	37	0.007
	3/8	3/8	6306 56 60WP2		16	41	0.007
		1/2	6306 60 00WP2		16	42	0.006
	3/8	1/2	6306 60 62WP2		22	56	0.020
		1/2	6306 62 00WP2		22	57	0.016

These part numbers are also available in WP3 = high volumes (number of parts per bag: 40, 50 or 100, depending on the diameters).



6302 Equal and Unequal Elbow

		Bio-based polymer, EPDM			G	L	kg
	4	4	6302 04 00WP2		8.5	19	0.002
		6	6302 04 06WP2		10.5	24	0.004
	6	6	6302 06 00WP2		10.5	24	0.004
		8	6302 06 08WP2		13.5	29.5	0.006
	8	8	6302 08 00WP2		13.5	29	0.004
		10	6302 08 10WP2		16	34.5	0.008
	10	10	6302 10 00WP2		16	34.5	0.005
		12	6302 10 12WP2		19	40.5	0.013
	12	12	6302 12 00WP2		19	40.5	0.010

These part numbers are also available in WP3 = high volumes (number of parts per bag: 40, 50 or 100, depending on the diameters).

6302 Equal and Unequal Elbow


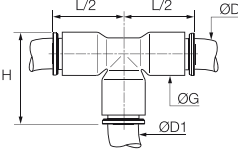

Inch

		Bio-based polymer, EPDM			G	L	kg
	5/16	3/8	6302 08 60WP2		16	34	0.009
		1/4	6302 56 00WP2		11	24	0.005
	1/4	5/16	6302 56 08WP2		13.5	29.5	0.006
		3/8	6302 56 60WP2		16	34	0.008
	3/8	3/8	6302 60 00WP2		16	34	0.006
		1/2	6302 60 62WP2		22	46.5	0.011
	1/2	1/2	6302 62 00WP2		22	46.5	0.017

These part numbers are also available in WP3 = high volumes (number of parts per bag: 40, 50 or 100, depending on the diameters).

Tube-to-Tube Fittings


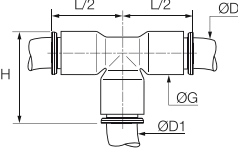

6304 Equal Tee

	Bio-based polymer, EPDM		ØD	ØD1		G	H	L/2	kg
			4	4		6304 04 00WP2	8.5	20	15.5
6	6	6304 06 00WP2	10.5	23	18	0.006			
8	8	6304 08 00WP2	13.5	29	22.5	0.006			
10	10	6304 10 00WP2	16	34.5	26.5	0.009			
12	12	6304 12 00WP2	19	40	31	0.014			

These part numbers are also available in WP3 = high volumes (number of parts per bag: 40, 50 or 100, depending on the diameters).


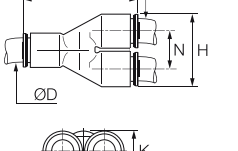

6304 Equal and Unequal Tee

Inch

	Bio-based polymer, EPDM		ØD	ØD1		G	H	L/2	kg
			1/4	1/4		6304 56 00WP2	11	24	18
3/8	3/8	6304 60 00WP2	16	34	26	0.009			
	1/4	6304 60 56WP2	16	34	26	0.011			
1/2	1/2	6304 62 00WP2	22	47	36	0.027			
	3/8	6304 62 60WP2	22	47	36	0.009			

These part numbers are also available in WP3 = high volumes (number of parts per bag: 40, 50 or 100, depending on the diameters).
5/32" (4 mm) and 5/16" (8 mm) also available.


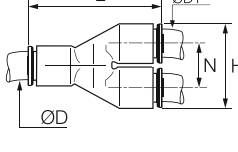

6340 Equal Single Y Piece

	Bio-based polymer, EPDM		ØD	ØD1		H	K	L	N	kg
			4	4		6340 04 00WP2	17.5	8.5	30	9
6	6	6340 06 00WP2	21.5	10.5	36.5	11	0.008			
8	8	6340 08 00WP2	28	13.5	44.5	14.5	0.007			
10	10	6340 10 00WP2	33	16	53	17	0.010			
12	12	6340 12 00WP2	39	19	60.5	20	0.025			

These part numbers are also available in WP3 = high volumes (number of parts per bag: 40, 50 or 100, depending on the diameters).

6340 Equal Single Y Piece


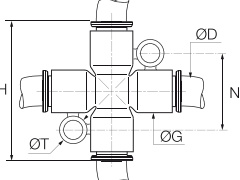

Inch

	Bio-based polymer, EPDM		ØD	ØD1		H	K	L	N	kg
			1/4	1/4		6340 56 00WP2	22	11	36	11.5
3/8	3/8	6340 60 00WP2	33	16	53	17	0.011			
1/2	1/2	6340 62 00WP2	45	22	67	23	0.028			

These part numbers are also available in WP3 = high volumes (number of parts per bag: 40, 50 or 100, depending on the diameters).
5/32" (4 mm) and 5/16" (8 mm) also available.

Tube-to-Tube and Bulkhead Connectors


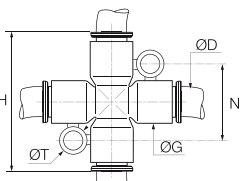

6307 Equal Cross

	Bio-based polymer, EPDM 	ØD 	G H N ØT kg
		6 6307 06 00WP2	11 36 20 4.2 0.005
		8 6307 08 00WP2	13.5 45 22.5 4.2 0.020

These part numbers are also available in WP3 = high volumes (number of parts per bag: 40, 50 or 100, depending on the diameters).


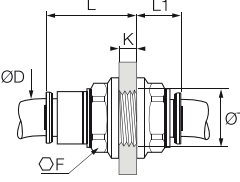

6307 Equal Cross

Inch

	Bio-based polymer, EPDM 	ØD 	G H N ØT kg
		1/4 6307 56 00WP2	11 36 20 4.2 0.010

These part numbers are also available in WP3 = high volumes (number of parts per bag: 40, 50 or 100, depending on the diameters).
5/32" (4 mm) and 5/16" (8 mm) also available.


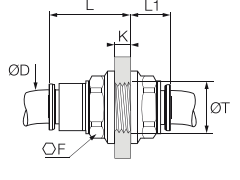

6316 Equal Bulkhead Union

	Bio-based polymer, EPDM 	ØD 	F K_{max} L L1 ØT_{min} kg
		4 6316 04 00WP2	13 5.5 15.5 10.5 10.5 0.018
		6 6316 06 00WP2	15 8.5 20 10 12.5 0.004
		8 6316 08 00WP2	18 14.5 27 10.5 15.5 0.007
		10 6316 10 00WP2	22 14.5 30 13 18.5 0.012
		12 6316 12 00WP2	26 18.5 35 15.5 22.5 0.020

These part numbers are also available in WP3 = high volumes (number of parts per bag: 40, 50 or 100, depending on the diameters).

6316 Equal Bulkhead Union


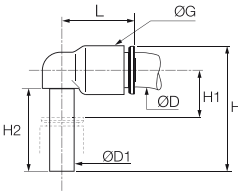

Inch

	Bio-based polymer, EPDM 	ØD 	F K_{max} L L1 ØT_{min} kg
		1/4 6316 56 00WP2	15 8.5 20 10 12.5 0.004
		3/8 6316 60 00WP2	22 14.5 29.5 12.5 18.5 0.012
		1/2 6316 62 00WP2	29 20.5 40.5 17 25.5 0.030

These part numbers are also available in WP3 = high volumes (number of parts per bag: 40, 50 or 100, depending on the diameters).
5/32" (4 mm) and 5/16" (8 mm) also available.

Plug-In Fittings and Accessories


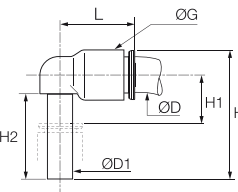

6382 Equal and Unequal Plug-In Elbow

	Bio-based polymer, EPDM 	ØD	ØD1		G	H	H1	H2	L	kg
		4	4	6382 04 00WP2	8.5	23	6	15.5	15	0.003
			6	6382 04 06WP2	10.5	26.5	7	17	16.5	0.002
			6	6382 06 00WP2	10.5	26.5	7	17	17	0.003
			4	6382 06 04WP2	10.5	25	7	15.5	17	0.001
			8	6382 06 08WP2	13.5	33.5	8	21.5	22.5	0.004
			8	6382 08 00WP2	13.5	33.5	8	21.5	22.5	0.004
			10	6382 08 10WP2	16	39	9.5	24.5	26	0.007
			10	6382 10 00WP2	16	39	9.5	24.5	26.5	0.004
			12	6382 10 12WP2	19	44.5	10	27	30	0.011
			12	6382 12 00WP2	19	44.5	10	27	31	0.012

These part numbers are also available in WP3 = high volumes (number of parts per bag: 40, 50 or 100, depending on the diameters).


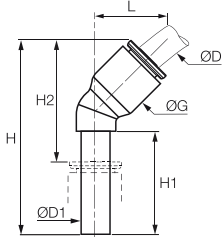

6382 Equal and Unequal Plug-In Elbow

Inch

	Bio-based polymer, EPDM 	ØD	ØD1		G	H	H1	H2	L	kg
		5/16	3/8	6382 08 60WP2	16	39	10	24.5	26	0.009
			1/4	6382 56 00WP2	11	30.5	11	18	18	0.002
			3/8	6382 56 60WP2	16	39	9	24.5	25.5	0.006
			3/8	6382 60 00WP2	16	39	9	24.5	26.5	0.005
			1/2	6382 62 00WP2	22	49	13	28.5	36	0.011


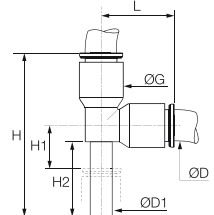

These part numbers are also available in WP3 = high volumes (number of parts per bag: 40, 50 or 100, depending on the diameters).
Equal plug-in elbow: 5/32" (4 mm) and 5/16" (8 mm) also available.

6380 Plug-In 45° Equal Elbow

	Bio-based polymer, EPDM 	ØD	ØD1		G	H	H1	H2	L	kg
		4	4	6380 04 00WP2	8.5	33.5	19	21	13	0.001
		6	6	6380 06 00WP2	11	39	21	25	14.5	0.002
		8	8	6380 08 00WP2	13.5	44	21.5	25.5	19.5	0.006
		10	10	6380 10 00WP2	16	53	27	32.5	23	0.004
		12	12	6380 12 00WP2	19	58	27	34	26	0.012


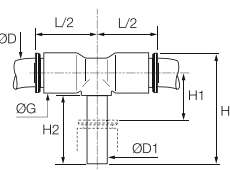

These part numbers are also available in WP3 = high volumes (number of parts per bag: 40, 50 or 100, depending on the diameters).

6383 Plug-In Equal Run Tee

	Bio-based polymer, EPDM 	ØD	ØD1		G	H	H1	H2	L	kg
		4	4	6383 04 00WP2	8.5	33	6	15.5	15	0.002
		6	6	6383 06 00WP2	10.5	38.5	7	17	18	0.002
		8	8	6383 08 00WP2	13.5	49	8	21.5	23	0.005
		10	10	6383 10 00WP2	16	57	10.5	25.5	26.5	0.012
		12	12	6383 12 00WP2	19	65	13	31	31	0.016

These part numbers are also available in WP3 = high volumes (number of parts per bag: 40, 50 or 100, depending on the diameters).

6388 Plug-In Equal Branch Tee


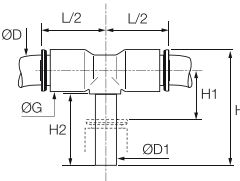

	Bio-based polymer, EPDM 	ØD	ØD1		G	H	H1	H2	L/2	kg
		4	4	6388 04 00WP2	8.5	25	6	15.5	15	0.005
		6	6	6388 06 00WP2	10.5	28.5	7	17	16	0.006
		8	8	6388 08 00WP2	13.5	33.5	8	21.5	23	0.005
		10	10	6388 10 00WP2	16	41	9.5	24.5	26.5	0.007
		12	12	6388 12 00WP2	19	46.5	10	27	31	0.016

These part numbers are also available in WP3 = high volumes (number of parts per bag: 40, 50 or 100, depending on the diameters).

Plug-In Fittings and Accessories


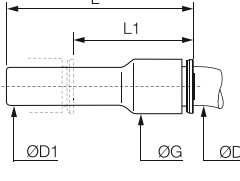

6388 Plug-In Equal Branch Tee

Inch

	Bio-based polymer, EPDM 	ØD ØD1 	G H H1 H2 L/2 kg
		1/4 1/4 6388 56 00WP2	11 30.5 11 20 18 0.002
		3/8 3/8 6388 60 00WP2	16 42 12 25 25 0.008
		1/2 1/2 6388 62 00WP2	22 51 13 29 32 0.020

These part numbers are also available in WP3 = high volumes (number of parts per bag: 40, 50 or 100, depending on the diameters).
5/32" (4 mm) and 5/16" (8 mm) also available.


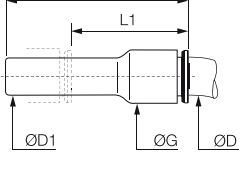

6366 Plug-In Reducer

	Bio-based polymer, EPDM 	ØD ØD1 	G L L1 kg
		4 6 6366 04 06WP2	8.5 38 23.5 0.004
		4 8 6366 04 08WP2	8.5 38 19 0.004
		6 8 6366 06 08WP2	10.5 38 20 0.004
		6 10 6366 06 10WP2	10.5 39 17.5 0.002
		8 10 6366 08 10WP2	13.5 48.5 28.5 0.009
		8 12 6366 08 12WP2	13.5 48.5 24.5 0.004
		10 12 6366 10 12WP2	16 52 33.5 0.005
		10 14 6366 10 14WP2	16 53 33.5 0.005
		12 14 6366 12 14WP2	19 55.5 33.5 0.023

These part numbers are also available in WP3 = high volumes (number of parts per bag: 40, 50 or 100, depending on the diameters).

6366 Plug-In Reducer


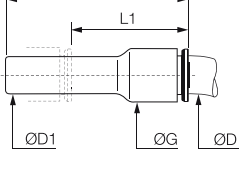

Inch

	Bio-based polymer, EPDM 	ØD ØD1 	G L L1 kg
		1/4 5/16 6366 56 08WP2	11 41 22.5 0.015
		1/4 3/8 6366 56 60WP2	11 41 20.5 0.002
		5/16 3/8 6366 08 60WP2	13.5 48.5 29 0.003
		5/16 1/2 6366 08 62WP2	16 48.5 22 0.007
		3/8 1/2 6366 60 62WP2	16 51 30 0.011

These part numbers are also available in WP3 = high volumes (number of parts per bag: 40, 50 or 100, depending on the diameters).


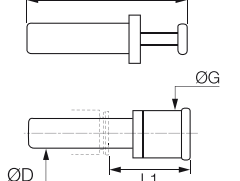

6368 Plug-In Increaser

Inch

	Bio-based polymer, EPDM 	ØD ØD1 	G L L1 kg
		3/8 5/16 6368 60 08WP2	16 44 25.5 0.004

These part numbers are also available in WP3 = high volumes (number of parts per bag: 40, 50 or 100, depending on the diameters).

6326 Blanking Plug


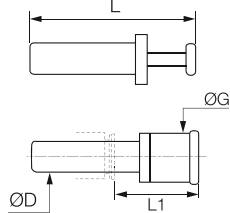

	Bio-based polymer 	ØD 	G L L1 kg
		4 6326 04 00WP2	6 30 15.5 0.001
		6 6326 06 00WP2	8 33 16.5 0.001
		8 6326 08 00WP2	10 35 17.5 0.002
		10 6326 10 00WP2	12 42 21 0.003
		12 6326 12 00WP2	14 45 22 0.004

These part numbers are also available in WP3 = high volumes (number of parts per bag: 40, 50 or 100, depending on the diameters).

Plug-In Fittings and Accessories


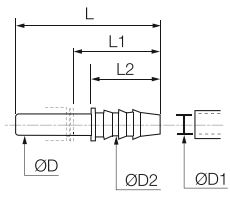

6326 Blanking Plug

Inch

	<p>Bio-based polymer</p> 	ØD		G	L	L1	kg	
		1/4		6326 56 00WP2	8	36.5	22	0.001
		3/8		6326 60 00WP2	11.6	42.5	22	0.002
		1/2		6326 62 00WP2	14.7	48.5	21.5	0.004

These part numbers are also available in WP3 = high volumes (number of parts per bag: 40, 50 or 100, depending on the diameters).
5/32 (4 mm) and 5/16 (8 mm) also available


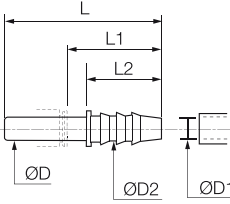

6322 Plug-In Barb Connector Inch

	<p>Bio-based polymer</p> 	ØD	ØD1	ØD2		L	L1	L2	kg	
		6	4	7		6322 06 04WP2	39	25	17	0.004
		8	6	8.5		6322 08 06WP2	43	25	17	0.005
		10	7	8		6322 10 07WP2	50	29.5	22	0.006
		12	12.5	15.5		6322 12 62WP2	56	32	27.5	0.004

These part numbers are also available in WP3 = high volumes (number of parts per bag: 40, 50 or 100, depending on the diameters).


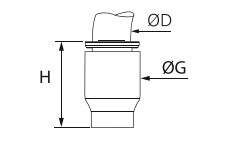

6322 Plug-In Barb Connector Inch

Inch

	<p>Bio-based polymer</p> 	ØD	ØD1	ØD2		L	L1	L2	kg	
		1/4	0.28	0.32		6322 56 56WP2	39	24.5	17	0.001
			0.33	0.38		6322 60 08WP2	50	29.5	22	0.001
		3/8	0.28	0.32		6322 60 56WP2	45	24.5	17	0.008
			0.40	0.45		6322 60 60WP2	50	29	22	0.002
		1/2	0.40	0.45		6322 62 60WP2	58	37.5	30	0.005

These part numbers are also available in WP3 = high volumes (number of parts per bag: 40, 50 or 100, depending on the diameters).


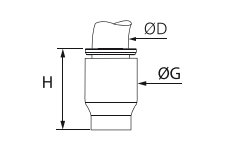

6351 End Cap

	<p>Bio-based polymer, EPDM</p> 	ØD		G	H	kg	
		4		6351 04 00WP2	8.5	15	0.001
		6		6351 06 00WP2	10.5	17	0.002
		8		6351 08 00WP2	13.5	21.5	0.003
		10		6351 10 00WP2	16	22	0.003
		12		6351 12 00WP2	19	27.5	0.006

These part numbers are also available in WP3 = high volumes (number of parts per bag: 40, 50 or 100, depending on the diameters).

6351 End Cap

Inch

	<p>Bio-based polymer, EPDM</p> 	ØD		G	H	kg	
		1/4		6351 56 00WP2	11	16	0.001
		3/8		6351 60 00WP2	16	22.5	0.003

These part numbers are also available in WP3 = high volumes (number of parts per bag: 40, 50 or 100, depending on the diameters).
5/32" (4 mm) and 5/16" (8 mm) also available.






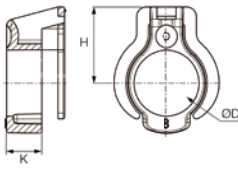
Accessories

3130 Tamper-Proof Safety Clip







Technical Polymer	ØD							H	K	kg
	4	3130 04 01	3130 04 02	3130 04 03	3130 04 04	3130 04 05	3130 04 10	6.60	3.00	0.001
	6	3130 06 01	3130 06 02	3130 06 03	3130 06 04	3130 06 05	3130 06 10	7.80	3.10	0.001
	8	3130 08 01	3130 08 02	3130 08 03	3130 08 04	3130 08 05	3130 08 10	9.50	4.30	0.001
	10	3130 10 01	3130 10 02	3130 10 03	3130 10 04	3130 10 05	3130 10 10	10.80	4.20	0.002
	12	3130 12 01	3130 12 02	3130 12 03	3130 12 04	3130 12 05	3130 12 10	12.50	5.10	0.003
	14	3130 14 01	3130 14 02	3130 14 03	3130 14 04	3130 14 05	3130 14 10	12.50	5.10	0.004

3130 Tamper-Proof Safety Clip

Inch







Technical Polymer	ØD							H	K	kg
	1/4	3130 56 01	3130 56 02	3130 56 03	3130 56 04	3130 56 05	3130 56 10	7.80	3.10	0.001
	3/8	3130 60 01	3130 60 02	3130 60 03	3130 60 04	3130 60 05	3130 60 10	10.80	4.20	0.002
	1/2	3130 62 01	3130 62 02	3130 62 03	3130 62 04	3130 62 05	3130 62 10	12.50	5.10	0.003
	5/32" (4 mm) and 5/16" (8 mm) also available.									

3110 Coloured Release Button Covers



Technical Polymer	ØD						kg
	4	3110 04 00	3110 04 02	3110 04 03	3110 04 04	3110 04 05	0.001
	6	3110 06 00	3110 06 02	3110 06 03	3110 06 04	3110 06 05	0.001
	8	3110 08 00	3110 08 02	3110 08 03	3110 08 04	3110 08 05	0.001
	10	3110 10 00	3110 10 02	3110 10 03	3110 10 04	3110 10 05	0.001
	12	3110 12 00	3110 12 02	3110 12 03	3110 12 04	3110 12 05	0.001
	14	3110 14 00	3110 14 02	3110 14 03	3110 14 04	3110 14 05	0.002

3110 Coloured Release Button Covers

Inch

Technical Polymer	ØD						kg
	1/4	3110 56 00	3110 56 02	3110 56 03	3110 56 04	3110 56 05	0.001
	3/8	3110 60 00	3110 60 02	3110 60 03	3110 60 04	3110 60 05	0.001
	1/2	3110 62 00	3110 62 02	3110 62 03	3110 62 04	3110 62 05	0.001
	5/32" (4 mm) and 5/16" (8 mm) also available						

0605 Fluoropolymer Tape

FKM		kg
	0605 12 12	0.012
	<p>Can be used for temperatures from - 250°C to +260°C. Chemically inert and resistant to gases, acids, solvents, hydrocarbons, oils, alkalines, steam, etc. Non-toxic, waterproof, self-lubricating. In accordance with CFR21. Can be used on all materials. Used to facilitate the preparation of leak-free threaded joints. Supplied on a reel: length = 12 m; width = 12.7 mm; thickness = 0.08 mm.</p>	

LIQUIfit+ Push-In Fittings

For the transfer of sensitive fluids, the LIQUIfit+ range **reduces the growth of bacteria** in your circuits **for 100% cleanliness after cleaning**, and can be **directly** connected to stainless steel tubing, without grooving.

Product Advantages

Zero Retention for 100% Cleanliness

- Up to 10 times less microbial growth within the fitting
- Elimination of 99.9% of bacteria during cleaning operations
- No degradation of the beverage taste
- Preservation of the integrity of sensitive or industrial fluids
- Extension of the fitting's life due to the absence of bacteria after cleaning

Quality & Reliability

- 100% leak-tested in production
- Date coding to guarantee quality and traceability
- Quality approved for contact with food
- Excellent chemical resistance (chlorine, cleaning agents, UV...)
- Excellent long-term mechanical resistance
- Safety clip to avoid any untimely disconnection

Innovative Technology

- Patented push-in connection, unique on stainless steel tubing (without preparation) and on polymer tubing
- Extremely compact
- 100% bio-based material
- Patented sealing technology (FR29461418)
- No tube movement after connection



Applications

- Food Process
- Medical
- Beverage Dispensers
- Pharmaceutical
- Chemical
- Brewing

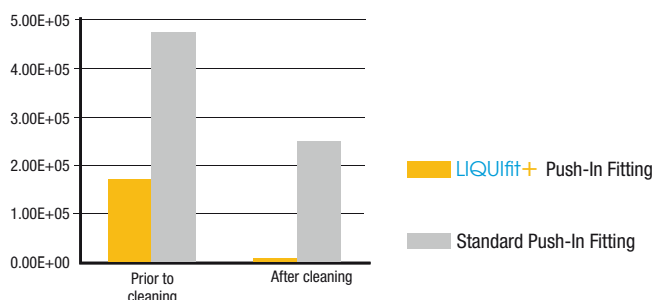
Technical Characteristics

Compatible Fluids	Beer, water, beverages, industrial fluids
Working Pressure	Vacuum to 16 bar
Working Temperature	-10°C to +95°C (see LIQUIfit® chart p. 1-47)

Reliable performance is dependent upon the type of fluid conveyed, component materials and tubing being used.
The use is guaranteed with a vacuum of 755 mm Hg (99% vacuum).

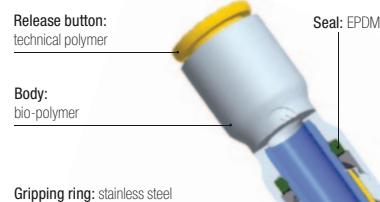
Cleaning Efficiency

Comparison of the contamination by micro-organisms before and after cleaning operations (cfu/surface)*



* Tests carried out by an independent laboratory

Component Materials



Silicone-free


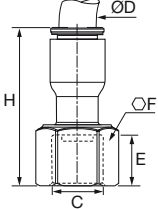

Regulations

DI: 2002/95/EC (RoHS), 2011/65/EC
 RG: 1935/2004/EC
 FDA: 21 CFR
 NSF51
 NSF/ANSI 61 - C HOT



6333 Stud Fitting, Female BSPP Thread


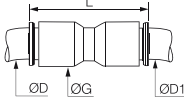

Inch

		ØD	C		E	F	H	kg
		3/8	G1/2	6333 60 21WP3	14	11	30	0.010
		3/8	G5/8	6333 60 23WP3	14	13	36	0.016

WP3 suffix = high volume (number of parts per bag: 40, 50 or 100 depending on the diameters).

6336 Equal and Unequal Tube-to-Tube Connector


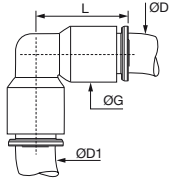

Inch

		ØD	ØD1		ØG	L	kg
		5/16	5/16	6336 08 00WP3	13.5	37	0.004
		5/16	3/8	6336 08 60WP3	16	42	0.008
			1/2	6336 08 62WP3	22	55	0.016
		3/8	3/8	6336 60 00WP3	16	42	0.006
			1/2	6336 60 62WP3	22	56	0.020
		1/2	1/2	6336 62 00WP3	22	57	0.016

WP3 suffix = high volume (number of parts per bag: 40, 50 or 100 depending on the diameters).

6332 Equal and Unequal Elbow


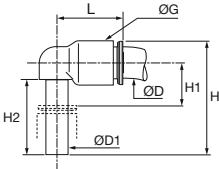

Inch

		ØD	ØD1		ØG	L	kg
		5/16	5/16	6332 08 00WP3	13.5	29	0.004
		5/16	3/8	6332 08 60WP3	16	34	0.009
		3/8	3/8	6332 60 00WP3	16	34	0.006
			1/2	6332 60 62WP3	22	46.5	0.011
		1/2	1/2	6332 62 00WP3	22	46.5	0.017

WP3 suffix = high volume (number of parts per bag: 40, 50 or 100 depending on the diameters).

6331 Equal Plug-In Elbow

Inch

		ØD	ØD1		ØG	H	H1	H2	L	kg
		5/16	5/16	6331 08 00WP3	13.5	33.5	8	21.5	22.5	0.004
		3/8	3/8	6331 60 00WP3	16	39	9	24.5	26.5	0.005

WP3 suffix = high volume (number of parts per bag: 40, 50 or 100 depending on the diameters).

Use with Stainless Steel Tubing

- These fittings are approved for use with 304 and 316L stainless steel tubing, 160 Hv, with tolerances on the external diameter +0.05/-0.10 mm.
- Carefully deburr the stainless steel tube end.
- For easy disconnection, press firmly on the release button.
- After 5 connections/disconnections, we recommend that you change the fitting.





LF 3600 Push-In Fittings Range

Stud Fittings

Straights

- 3675**
BSPT
Page 1-67
- 3601**
BSPP/Metric
Page 1-67
- 3681**
Metric
Page 1-67
- 3614**
BSPP/Metric
Page 1-68
- 3621**
BSPT
Page 1-68
- 3631**
BSPP/Metric
Page 1-68
- 3600**
Page 1-68



Elbows

- 3609**
BSPT
Page 1-69
- 3629**
BSPT
Page 1-69
- 3699**
BSPP/Metric
Page 1-69
- 3669**
BSPP/Metric
Page 1-70



Tees

- 3608**
BSPT
Page 1-70
- 3603**
BSPT
Page 1-70
- 3698**
BSPP/Metric
Page 1-70
- 3693**
BSPP/Metric
Page 1-71



Banjo

- 3618**
BSPP/Metric
Page 1-71



Tube-to-Tube Fittings

Straight

- 3606**
Page 1-72



Elbow

- 3602**
Page 1-72



Tee

- 3604**
Page 1-72



Bulkhead Connector Fittings

Straights

- 3616**
Page 1-73
- 3636**
BSPP
Page 1-73



Elbow

- 3639**
Page 1-73



Plug-In Accessories

- 3666**
Page 1-74
- 3667**
Page 1-74
- 3668**
Page 1-74
- 3622**
Page 1-74
- 3620**
Page 1-74
- 3626**
Page 1-75



Accessories

- 0605**
Page 1-75
- 3000 70**
Page 1-75
- 3610**
Page 1-75



LF 3600 Push-In Fittings

In order to meet your **technical and environment requirements**, Parker Legris designed this range of metal fittings, offering **robustness, reliability** and **resistance to industrial fluids** for the most demanding environments.

Product Advantages

High Performance	Resistant up to +150°C at 30 bar Excellent mechanical performance Long threads to resist shock and vibration Excellent abrasion and corrosion resistance due to high phosphorus chemical nickel plating Full flow, minimal pressure drop
Versatility	Materials conform to FDA standards Spring collet gripping system suitable for both metal (grooved) and polymer tubing Excellent resistance to high pressure and vacuum Excellent chemical compatibility More than 250 part numbers One fitting for numerous applications: stock optimisation Manual connection and disconnection Compact and ergonomic
Reliability	High performance brass for increased lifespan 100% leak-tested in production Date coding to guarantee quality and traceability



Food Process
Coffee Machines
In-Plant Automotive
Medical Equipment
Printing
Misting
Welding Robots

Applications

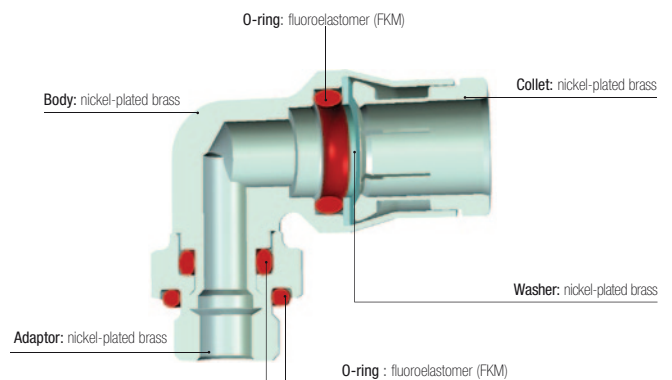
Technical Characteristics

Suitable Fluids	Compressed air, grease, lubricant, water...
Working Pressure	Vacuum to 30 bar (20 bar: 3699, 3609)
Working Temperature	-20°C to +150°C

Maximum Tightening Torque (daN.m)	Thread							
	M5 x0.8	M6 x1	M8 x1	M10 x1	G1/8	G1/4	G3/8	G1/2
	0.16	0.18	0.6	0.8	0.8	1.2	3	3.5

Reliable performance is dependent upon the type of fluid conveyed, component materials and tubing being used.
Use is guaranteed with a vacuum of 755 mm Hg (99% vacuum).

Component Materials



Silicone-free



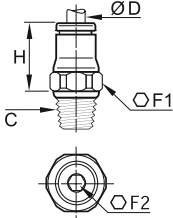

Regulations

Industrial
ISO 14743: pneumatic transmissions, push-in fittings for thermoplastic tubing
DI: 97/23/EC (PED)
DI: 2002/95/EC (RoHS), 2011/65/EC
RG: 1907/2006 (REACH)
DI: 94/9/EC (ATEX)
UL94 V-0: please consult us



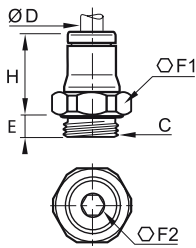

Food
RG: 21CFR (FDA)
RG: 1935/2004/EC (minimum flow 0.02 l/h)
USDA NSF H1: grease
ASTM B733-04: autocatalytic (electroless) nickel-phosphorus coatings

Stud Fittings



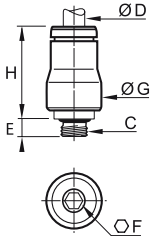

3675 Stud Fitting, Male BSPT Thread

ØD	C		F1	F2	H	kg
			<p>FDA chemical nickel-plated brass, FKM</p>   			
4	R1/8	3675 04 10	10	3	15	0.009
	R1/4	3675 04 13	14	3	15	0.017
6	R1/8	3675 06 10	13	4	17	0.011
	R1/4	3675 06 13	14	4	17	0.018
8	R1/8	3675 08 10	15	5	19	0.015
	R1/4	3675 08 13	16	6	18	0.019
10	R3/8	3675 08 17	17	6	18.5	0.027
	R1/4	3675 10 13	18	7	23	0.026
	R3/8	3675 10 17	18	8	22.5	0.031
	R1/2	3675 10 21	22	8	22.5	0.056
12	R1/4	3675 12 13	20	7	25.5	0.033
	R3/8	3675 12 17	20	9	24	0.035
14	R1/2	3675 12 21	22	10	23	0.051
	R3/8	3675 14 17	22	9	27	0.042
	R1/2	3675 14 21	24	11	26	0.057

3601 Stud Fitting, Male BSPP and Metric Thread

ØD	C		E	F1	F2	H	kg
			<p>FDA chemical nickel-plated brass, FKM</p>   				
4	M5x0.8	3601 04 19	3.5	10	2.5	15.5	0.006
	M6x1	3601 04 52	4.5	10	3	16	0.006
	M8x1	3601 04 56	5	11	3	14.5	0.007
	G1/8	3601 04 10	5.5	13	3	14.5	0.009
	G1/4	3601 04 13	6.5	16	3	14.5	0.015
6	M5x0.8	3601 06 19	3.5	13	2.5	19	0.010
	M10x1	3601 06 60	5.5	13	4	17.5	0.011
	G1/8	3601 06 10	5.5	13	4	17.5	0.011
	G1/4	3601 06 13	6.5	16	4	17	0.015
8	G1/8	3601 08 10	5.5	16	5	20	0.014
	G1/4	3601 08 13	6.5	16	6	18	0.016
	G3/8	3601 08 17	7.5	20	6	19	0.028
10	G1/4	3601 10 13	6.5	18	7	25	0.025
	G3/8	3601 10 17	7.5	20	8	22.5	0.028
	G1/2	3601 10 21	9	24	8	22.5	0.043
12	G1/4	3601 12 13	6.5	20	7	26.5	0.030
	G3/8	3601 12 17	7.5	20	9	26	0.034
14	G1/2	3601 12 21	9	24	10	23.5	0.042
	G3/8	3601 14 17	7.5	22	9	28	0.038
	G1/2	3601 14 21	9	24	11	26.5	0.045

3681 Stud Fitting with Internal Hexagon, Male Metric Thread


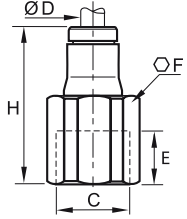

ØD	C		E	F	G	H	kg
<p>FDA chemical nickel-plated brass, FKM</p>   							
4	M5x0.8	3681 04 19	3.5	2.5	10	16	0.005

Related Products


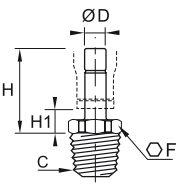

- Polyurethane Tubing
- Polyamide Tubing
- Polyethylene Tubing
- Fluoropolymer Tubing
- Anti-Spark Tubing
- Fireproof PA Tubing
- Brass Flow Control Regulators

Stud Fittings


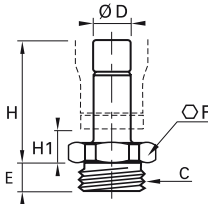

3614 Stud Fitting, Female BSPP and Metric Thread

	 <p>FDA chemical nickel-plated brass, FKM</p>	ØD	C		E	F	H	kg
		4	M5x0.8	3614 04 19	5	10	22	0.009
		4	G1/8	3614 04 10	7.5	14	25	0.016
			G1/4	3614 04 13	11	17	29	0.026
		6	G1/8	3614 06 10	7.5	14	27.5	0.019
			G1/4	3614 06 13	11	17	31.5	0.028
		8	G1/8	3614 08 10	9.5	15	28.5	0.022
			G1/4	3614 08 13	13.5	17	32.5	0.028
		10	G3/8	3614 10 17	14	22	38	0.052
			G3/8	3614 12 17	14	22	39	0.055
		12	G1/2	3614 12 21	18.5	24	43.5	0.062


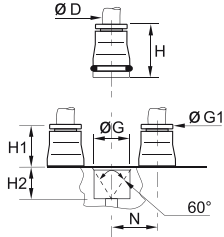

3621 Stud Standpipe, Male BSPT Thread

	 <p>FDA chemical nickel-plated brass</p>	ØD	C		F	H	H1	kg
		4	R1/8	3621 04 10	10	21	7	0.006
		4	R1/4	3621 04 13	14	21	7	0.014
			R1/8	3621 06 10	10	23.5	6.5	0.008
		6	R1/4	3621 06 13	14	23.5	6.5	0.016
			R1/8	3621 08 10	10	24	6.5	0.009
		8	R1/4	3621 08 13	14	24	6.5	0.017
			R1/4	3621 10 13	14	22	6.5	0.018
		10	R3/8	3621 10 17	17	30	7.5	0.022
			R3/8	3621 12 17	17	31	7.5	0.023
		12	R1/2	3621 12 21	22	31	7.5	0.041
		14	R1/2	3621 14 21	22	33	8	0.042

3631 Stud Standpipe, Male BSPP and Metric Thread

	 <p>FDA chemical nickel-plated brass, FKM</p>	ØD	C		E	F	H	H1	kg
		4	M5x0.8	3631 04 19	3.5	13	21.5	7	0.003
		4	G1/8	3631 04 10	5.5	13	20	7	0.007
			G1/4	3631 04 13	6.5	8	20	7.5	0.011
		6	G1/8	3631 06 10	5.5	13	22.5	6.5	0.009
			G1/4	3631 06 13	6.5	16	22.5	6.5	0.012
		8	G1/8	3631 08 10	5.5	13	22.5	6.5	0.010
			G1/4	3631 08 13	6.5	16	23	6.5	0.013
		8	G3/8	3631 08 17	7.5	20	23	7.5	0.018
			G1/4	3631 10 13	6.5	16	28	6.5	0.015
		10	G3/8	3631 10 17	7.5	20	28	7.5	0.022
			G1/2	3631 10 21	9	24	28	7.5	0.028
		12	G3/8	3631 12 17	7.5	20	29	7.5	0.023
			G1/2	3631 12 21	9	24	29	7.5	0.033
		14	G1/2	3631 14 21	9	24	31	8	0.033


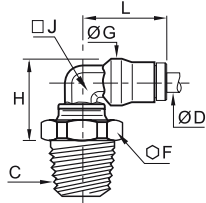

3600 Cartridge

	 <p>FDA chemical nickel-plated brass, FKM</p>	ØD		G	G1	H	H1	H2	N	kg
		4	3600 04 00	9.8	8	17	8.5	8.5	11	0.006
		6	3600 06 00	12.1	10	19	10.5	8.5	13.5	0.009
		8	3600 08 00	14.8	13	21	12.5	8.5	16	0.012
		10	3600 10 00	17.5	15	24.5	14	10.5	20	0.019
		12	3600 12 00	20	17	25	14.5	10.5	22.5	0.023
		14	3600 14 00	22	20	28.5	16.5	12	25	0.031

Cavity dimensions available in Chapter 2


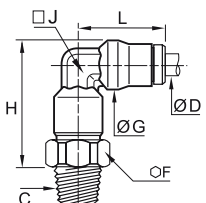

Stud Fittings

3609 Stud Elbow, Male BSPT Thread

	 <p>FDA chemical nickel-plated brass, FKM</p>	ØD	C		F	G	H	J	L	kg
		4	R1/8	3609 04 10	13	10	15	7	18	0.014
		R1/4	3609 04 13	14	10	17	7	18	0.020	
		6	R1/8	3609 06 10	13	12	17.5	8	21.5	0.018
		R1/4	3609 06 13	14	12	19	8	21.5	0.025	
		8	R1/8	3609 08 10	13	15	19.5	10	23.5	0.023
		R1/4	3609 08 13	14	15	21	10	23.5	0.029	
		R3/8	3609 08 17	17	15	21	10	23.5	0.035	
		10	R1/4	3609 10 13	15	17.5	23.5	12	29	0.037
		R3/8	3609 10 17	17	17.5	25.5	12	29	0.043	
		R1/4	3609 12 13	15	19.5	26	15	31	0.049	
		12	R3/8	3609 12 17	17	19.5	28.5	15	31	0.055
		R1/2	3609 12 21	21	19.5	28.5	15	31	0.072	
		14	R3/8	3609 14 17	19	21.5	29	16	34	0.063
		R1/2	3609 14 21	22	21.5	30	16	34	0.072	


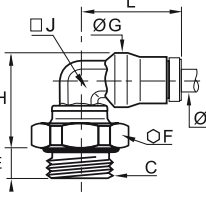

The body swivels for positioning purposes.

3629 Extended Stud Elbow, Male BSPT Thread

	 <p>FDA chemical nickel-plated brass, FKM</p>	ØD	C		F	G	H	J	L	kg
		4	R1/8	3629 04 10	10	10	24.5	7	18	0.025
		R1/8	3629 06 10	13	12	29.5	8	21.5	0.024	
		6	R1/4	3629 06 13	14	12	30.5	8	21.5	0.031
		8	R1/8	3629 08 10	14	15	32.5	10	23.5	0.031
		R1/4	3629 08 13	14	15	34	10	23.5	0.037	
		10	R1/4	3629 10 13	18	17.5	39	12	29	0.054

The body swivels for positioning purposes.

3699 Compact Elbow, Male BSPP and Metric Thread


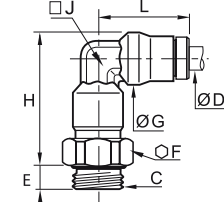


	 <p>FDA chemical nickel-plated brass, FKM</p>	ØD	C		E	F	G	H	J	L	kg
		4	M5x0.8	3699 04 19	3.5	10	10	18	7	18	0.011
		M6x1	3699 04 52	4.5	10	10	18	7	18	0.011	
		M8x1	3699 04 56	5	11	10	18	7	18	0.013	
		G1/8	3699 04 10	5.5	13	10	17	7	18	0.014	
		G1/4	3699 04 13	6.5	16	10	17.5	7	18	0.019	
		M10x1	3699 06 60	5.5	13	12	19	8	21.5	0.017	
		6	G1/8	3699 06 10	5.5	13	12	19	8	21.5	0.018
		G1/4	3699 06 13	6.5	16	12	19.5	8	21.5	0.022	
		8	G1/8	3699 08 10	5.5	13	15	20.5	10	23.5	0.021
		G1/4	3699 08 13	6.5	16	15	21.5	10	23.5	0.027	
		G3/8	3699 08 17	7.5	20	15	21.5	10	23.5	0.033	
		10	G1/4	3699 10 13	6.5	16	17.5	27	12	29	0.037
		G3/8	3699 10 17	7.5	20	17.5	25.5	12	29	0.043	
		12	G1/4	3699 12 13	6.5	16	19.5	29.5	15	31	0.050
		G3/8	3699 12 17	7.5	20	19.5	28.5	15	31	0.057	
		G1/2	3699 12 21	9	24	19.5	28.5	15	31	0.065	
		14	G3/8	3699 14 17	7.5	20	21.5	29	16	34	0.059
		G1/2	3699 14 21	9	24	21.5	29.5	16	34	0.062	

The body swivels for positioning purposes.

Stud Fittings


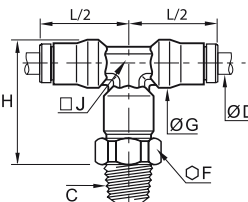


3669

Extended Stud Elbow, Male BSPP and Metric Thread

			ØD	C		E	F	G	H	J	L	kg
			FDA chemical nickel-plated brass, FKM									
	The body swivels for positioning purposes.											


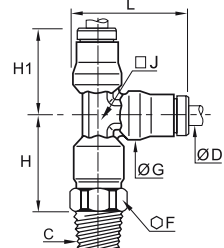


3608

Stud Branch Tee, Male BSPT Thread

			ØD	C		F	G	H	J	L/2	kg	
			FDA chemical nickel-plated brass, FKM									
	The body swivels for positioning purposes.											


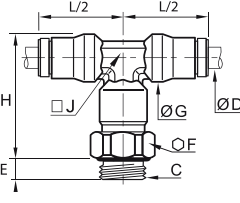


3603

Stud Run Tee, Male BSPT Thread

			ØD	C		F	G	H	H1	J	L	kg
			FDA chemical nickel-plated brass, FKM									
	The body swivels for positioning purposes.											



3698

Stud Branch Tee, Male BSPP and Metric Thread

			ØD	C		E	F	G	H	J	L/2	kg
			FDA chemical nickel-plated brass, FKM									
	The body swivels for positioning purposes.											



Stud Fittings

3693 Stud Run Tee, Male BSPP and Metric Thread

		FDA chemical nickel-plated brass, FKM			E	F	G	H	H1	J	L	kg
4	M5x0.8	3693 04 19			3.5	10	10	22.5	18	7	23	0.019
	G1/8	3693 04 10			5.5	13	10	20.5	18	7	23	0.021
6	G1/8	3693 06 10			5.5	13	12	25	21.5	8	28	0.031
	G1/4	3693 06 13			6.5	16	12	24.5	21.5	8	28	0.035
8	G1/8	3693 08 10			5.5	14	15	26.5	23.5	10	31	0.041
	G1/4	3693 08 13			6.5	16	15	26.5	23.5	10	31	0.044
10	G1/4	3693 10 13			6.5	18	17.5	33	29	12	37.5	0.066
12	G3/8	3693 12 17			7.5	20	19.5	36.5	31	15	40.5	0.090
14	G1/2	3693 14 21			9	24	21.5	38.5	34	16	45	0.112

The body swivels for positioning purposes.

3618 Single Banjo, Male BSPP and Metric Thread

		FDA chemical nickel-plated brass, FKM			F	H	H1	J	L1	L2	kg
4	M5x0.8	3618 04 19			8	14.5	6.5	10	6	18.5	0.011
	G1/8	3618 04 10			14	23	9.5	17	10	20.5	0.029
6	M5x0.8	3618 06 19			8	15	7	10	6	22.5	0.015
	G1/8	3618 06 10			14	23	9.5	17	10	23.5	0.031
8	G1/4	3618 06 13			17	22	9	22	13	25.5	0.049
	G1/8	3618 08 10			14	23	9.5	17	10	26	0.033
8	G1/4	3618 08 13			17	22	9	22	13	27.5	0.051
	G3/8	3618 10 17			22	33	14	22	13	32	0.105


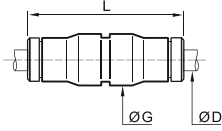

Maximum temperature: +80°C

Each model has been designed to meet specific requirements: compactness due to small overall dimensions, with inter-connectability for customised configurations.


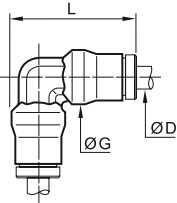



Tube-to-Tube Fittings


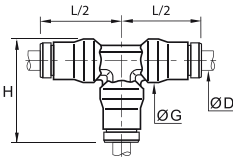

3606 Equal Tube-to-Tube Connector

			ØD			G	L	kg
			4	3606 04 00	10			
			6	3606 06 00	12	36.5	0.016	
			8	3606 08 00	15	37.5	0.021	
			10	3606 10 00	17.5	47.5	0.034	
			12	3606 12 00	19.5	50	0.042	
			14	3606 14 00	21.5	52.5	0.050	

3602 Equal Elbow


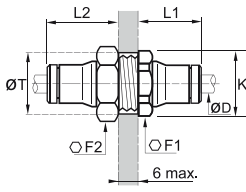

			ØD			G	L	kg
			4	3602 04 00	10			
			6	3602 06 00	12	28	0.016	
			8	3602 08 00	15	31	0.023	
			10	3602 10 00	17.5	37.5	0.033	
			12	3602 12 00	19.5	40.5	0.045	
			14	3602 14 00	21.5	45	0.056	

3604 Equal Tee


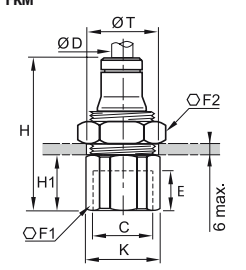

			ØD			G	H	L/2	kg
			4	3604 04 00	10				
			6	3604 06 00	12	28	21.5	0.023	
			8	3604 08 00	15	31	23.5	0.032	
			10	3604 10 00	17.5	37.5	29	0.048	
			12	3604 12 00	19.5	40.5	31	0.063	
			14	3604 14 00	21.5	45	34	0.078	

Bulkhead Connector Fittings


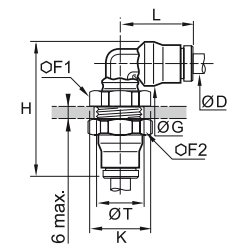

3616 Equal Bulkhead Connector

	<p>FDA chemical nickel-plated brass, FKM</p> 	ØD		F1	F2	K	L1	L2	ØT min	kg
		4	3616 04 00	13	14	14	14	20	12.5	0.018
		6	3616 06 00	16	17	17.5	17	22	15	0.028
		8	3616 08 00	18	19	19.5	18.5	23.5	17	0.035
		10	3616 10 00	22	27	24	21.5	26.5	21	0.063
		12	3616 12 00	24	24	26	23	27	23	0.062
		14	3616 14 00	27	27	29.5	25.5	29.5	25	0.079

3636 Bulkhead Connector, Female BSPP Thread

	<p>FDA chemical nickel-plated brass, FKM</p> 	ØD	C		E	F1	F2	H	H1	K	ØT min	kg	
		4	G1/8	3636 04 10	8.5	14	14	30.5	11	15	13	13	0.020
		6	G1/8	3636 06 10	8.5	17	17	33	11	18.5	15	15	0.033
		6	G1/4	3636 06 13	11.5	17	17	37	15	18.5	15	15	0.033
		8	G1/8	3636 08 10	8.5	19	19	34	10.5	21	17	17	0.044
		8	G1/4	3636 08 13	11.5	19	19	38	14.5	21	17	17	0.044
		10	G3/8	3636 10 17	12	22	27	42.5	16	24	21	21	0.073
12	G3/8	3636 12 17	12	24	24	43	16	26	23	23	0.077		
12	G1/2	3636 12 21	16	27	24	48.5	21.5	29.5	23	23	0.133		



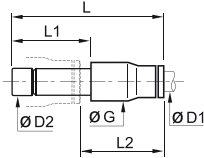
3639 Equal Bulkhead Elbow

	<p>FDA chemical nickel-plated brass, FKM</p> 	ØD		F1	F2	G	H	K	L	ØT min	kg
		4	3639 04 00	13	14	10	35	14	18	12.5	0.023
		6	3639 06 00	16	17	12	40.5	17.5	21.5	15	0.035
		8	3639 08 00	18	19	15	44	19.5	23.5	17	0.046
		10	3639 10 00	22	27	17.5	51	24	29	21	0.080
		12	3639 12 00	24	24	19.5	55	26	31	23	0.086
		14	3639 14 00	27	27	21.5	59	29.5	34	25	0.144



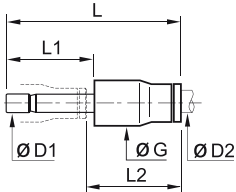
The body swivels for positioning purposes.

Plug-In Accessories



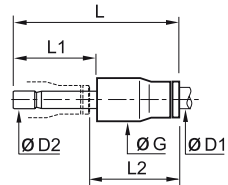
3666 Plug-In Reducer

	FDA chemical nickel-plated brass, FKM			G	L	L1	L2	kg
	ØD1	ØD2						
	4	6	3666 04 06	10	35	19.5	18	0.008
		8	3666 04 08	10	35.5	20	18	0.009
	6	8	3666 06 08	12	38	20	20.5	0.012
		10	3666 06 10	12	43.5	25	21	0.015
	8	10	3666 08 10	15	44	25	21.5	0.016
		12	3666 08 12	15	44	26	20.5	0.018
	10	12	3666 10 12	17.5	50	26	27	0.026
		14	3666 12 14	19.5	53	28	28.5	0.032



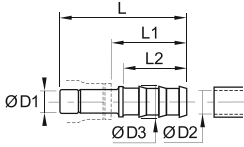
3667 Plug-In Metric/Inch Adaptor

	FDA chemical nickel-plated brass, FKM			G	L	L1	L2	kg
	ØD1	ØD2						
	6	1/4	3667 06 56	12.5	38.5	19.5	21	0.012
	10	3/8	3667 10 60	17	49.5	25	27	0.026
	12	1/2	3667 12 62	20	51	26	27.5	0.030



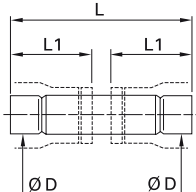
3668 Plug-In Increaser

	FDA chemical nickel-plated brass, FKM			G	L	L1	L2	kg
	ØD1	ØD2						
	6	4	3668 06 04	12	36	17	21.5	0.010

3622 Plug-In Barb Connector


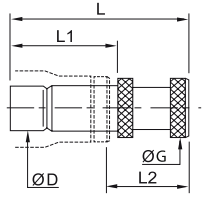

	FDA chemical nickel-plated brass			ØD3	L	L1	L2	kg
	ØD1	ØD2						
	4	3.2	3622 04 53	5	40.5	27	22.5	0.003
		5	3622 04 05	7	40.5	27	22.5	0.005
	6	5	3622 06 05	7	43	27	22.5	0.006
		6.3	3622 08 56	8.3	42	25	22.5	0.008
	8	8	3622 08 08	10	44	27	22.5	0.010
		6.3	3622 10 56	8.3	47.5	25.5	22.5	0.011
	10	8	3622 10 08	10	47.5	25.5	22.5	0.011
		8	3622 12 08	10	48.5	25.5	22.5	0.015
	12	10	3622 12 10	10	48.5	25.5	22.5	0.014
		12.5	3622 12 62	14.5	57	34	29.5	0.019
	14	12.5	3622 14 62	16	57.5	33	29.5	0.023
		14	3622 14 14	16	59.5	35	29.5	0.023

3620 Male Stem Connector



	FDA chemical nickel-plated brass			L	L1	kg
	ØD					
	4		3620 04 00	31	14	0.002
	6		3620 06 00	36.5	17	0.005
	8		3620 08 00	37.5	17.5	0.007
	10		3620 10 00	47.5	22.5	0.011
	12		3620 12 00	49.5	23.5	0.015
	14		3620 14 00	53	25	0.016

Plug-In Accessories


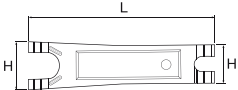

3626 Blanking Plug

	FDA chemical nickel-plated brass 	ØD		G	L	L1	L2	kg
		4	3626 04 00	6	25.5	17.5	11.5	0.004
		6	3626 06 00	8	30.5	19.5	13.5	0.009
		8	3626 08 00	10	33	20	16	0.009
		10	3626 10 00	12	40	25	18	0.015
		12	3626 12 00	14	43	26	20	0.021
14	3626 14 00	16	47	28	22.5	0.029		




0605 Fluoropolymer Tape

	FKM		kg
		0605 12 12	0.012
Can be used for temperatures from - 250°C to +260°C. Chemically inert and resistant to gases, acids, solvents, hydrocarbons, oils, alkalines, steam etc. Non-toxic, waterproof, self-lubricating. In accordance with CFR21. Can be used on all materials. Used to facilitate the preparation of leak-free threaded joints. Supplied on a reel, length = 12 m; width = 12.7 mm; thickness 0.08 mm.			

3000 70 00 Disconnection Tool

	Treated steel 		H	H1	L	kg
		3000 70 00	25	20	96	0.021
For disconnecting LF 3000® fittings/tubing where access is difficult, we recommend the use of this disconnection tool.						

3610 Coloured Release Button Covers

	Anodised aluminium	ØD			kg
		6	3610 06 00	3610 06 04	0.004
		8	3610 08 00	3610 08 04	0.007
		10	3610 10 00	3610 10 04	0.011
		12	3610 12 00	3610 12 04	0.013
		14	3610 14 00	3610 14 04	0.016
Red and green colours are available upon request Coloured release buttons covers help the identification of circuits and will protect your connections against spark projections.					

LF 3800/LF 3900 Push-In Fittings Range

Stud Fittings

Straights

3805
3905
BSPT
Page 1-79



3805
NPT
Page 1-79



3801
3901
BSPP/Metric
Page 1-79



3821
3921
BSPT
Page 1-80



3821
3921
NPT
Page 1-80



3831
3931
BSPP/Metric
Page 1-80



3800
3900
Page 1-81



Straights - Inch

3805
NPT
Page 1-79



3821
NPT
Page 1-80



Elbows

3809
3909
BSPT
Page 1-81



3809
NPT
Page 1-81



3899
3999
BSPP/Metric
Page 1-81



3889
3989
BSPT
Page 1-82



3889
NPT
Page 1-82



3879
3979
BSPP
Page 1-82



3889
NPT
Page 1-82



Elbow - Inch

Tees

3803
3903
BSPT
Page 1-83



3803
NPT
Page 1-83



3893
3993
BSPP/Metric
Page 1-83



3808
3908
BSPT
Page 1-83



3808
NPT
Page 1-84



3898
3998
BSPP/Metric
Page 1-84



Tube-to-Tube Fittings

Straight

3806
3906
Page 1-85



Straight - Inch

3806
3906
Page 1-85



Elbow

3802
3902
Page 1-85



Elbow - Inch

3802
3902
Page 1-85



Tee

3804
3904
Page 1-85



Tee - Inch

3804
Page 1-86



Bulkhead Connector Fittings

Straight

3816
3916
Page 1-86



Straight - Inch

3816
3916
Page 1-86



Plug-In Fittings and Accessories

3866
3966
Reducer
Page 1-87



3826
Plug
Page 1-87



Accessories

3800 70
Page 1-87



0605
Page 1-87



3000 70
Page 1-87



LF 3800/LF 3900 Push-In Fittings

Parker Legris has developed two ranges of **stainless steel fittings (LF 3800 or LF 3900 in full 316L)** for conveying corrosive fluids in **aggressive environments**. These ranges provide two complementary levels of corrosion resistance and a **hygienic external design**.

Product Advantages

High Resistance to Aggressive Environments

LF 3800: excellent for conveying aggressive fluids
 LF 3900: maximum chemical resistance to internal and external corrosion
 Hygienic external design for reducing retention zones
 Easy cleaning in situ
 Proven gripping technology

Wide Range of Applications

Perfect for permanent contact with foodstuffs
 Compatible with frequent sterilization
 Excellent in saline environments and outdoor applications
 Resistant to industrial cleaning agents and detergents
 Compatible with polymer and grooved stainless steel tubing
 One fitting for many applications: optimised stock management

Reliability & Safety

All-metal product allowing detection of all components
 Full bore, with minimal pressure drop
 Resistant to hammering, mechanical shock and impulse
 Manual connection and disconnection, no tools required
 100% leak-tested in production
 Date coding to guarantee quality and traceability
 IP 51 bulkhead: complete protection against ingress in food and non-food zones



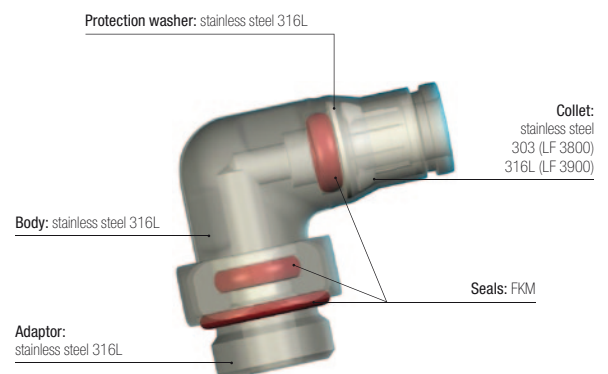
Applications
 Food Process
 Paper Industry
 Petrochemical
 Pharmaceutical
 Chemical
 Medical

Technical Characteristics

Compatible Fluids	All fluids compatible with the fitting and tubing component materials					
Working Pressure	Vacuum to 30 bar (20 bar: 3879/3979 and 3889/3989)					
Working Temperature	-20° to +150°C					
Adaptor Tightening Torque	Threads	M5x0.8	G1/8	G1/4	G3/8	G1/2
	daN.m	0.16	0.8	1.2	3	3.5
Bulkhead Tightening Torque	Ø (mm)	4	6	8	10	12
	daN.m min. max.	0.5 0.9	0.5 0.9	0.6 1	0.6 1	0.6 1

Reliable performance is dependent upon the type of fluid conveyed, component materials and tubing being used.
 Use is guaranteed with a vacuum of 755 mm Hg (99% vacuum).

Component Materials



Silicone-free

Regulations


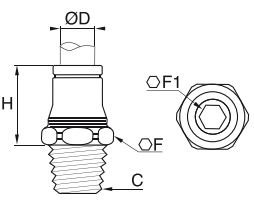


ISO 14743 Pneumatic transmissions, push-in fittings for thermoplastic tubing
 DI: 97/23/EC (PED)
 DI: 2002/95/EC (RoHS), 2011/65/EC
 DI: 94/9/EC (ATEX)

RG: 1907/2006 (REACH)
 UL94 V-0: Seal
 RG: 21 CFR (FDA)
 RG: 1935/2004/EC
 USDA NSF H1: Grease

Stud Fittings


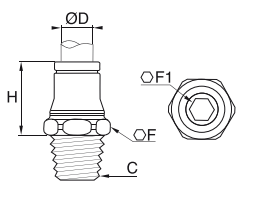

3805/3905

Stud Fitting, Male BSPT Thread

	Stainless steel 316L, FKM		ØD	C			F	F1	H	kg																																																																																									
			<table border="1"> <tbody> <tr> <td rowspan="2">4</td> <td>R1/8</td> <td>3805 04 10</td> <td>3905 04 10</td> <td>10</td> <td>3</td> <td>14.5</td> <td>0.008</td> </tr> <tr> <td>R1/4</td> <td>3805 04 13</td> <td>3905 04 13</td> <td>14</td> <td>3</td> <td>14.5</td> <td>0.016</td> </tr> <tr> <td rowspan="2">6</td> <td>R1/8</td> <td>3805 06 10</td> <td>3905 06 10</td> <td>13</td> <td>4</td> <td>18</td> <td>0.012</td> </tr> <tr> <td>R1/4</td> <td>3805 06 13</td> <td>3905 06 13</td> <td>14</td> <td>4</td> <td>16.5</td> <td>0.018</td> </tr> <tr> <td rowspan="2">8</td> <td>R1/8</td> <td>3805 08 10</td> <td>3905 08 10</td> <td>15</td> <td>5</td> <td>19</td> <td>0.015</td> </tr> <tr> <td>R1/4</td> <td>3805 08 13</td> <td>3905 08 13</td> <td>15</td> <td>6</td> <td>18</td> <td>0.018</td> </tr> <tr> <td rowspan="2">10</td> <td>R3/8</td> <td>3805 08 17</td> <td>3905 08 17</td> <td>17</td> <td>6</td> <td>18.5</td> <td>0.025</td> </tr> <tr> <td>R1/4</td> <td>3805 10 13</td> <td>3905 10 13</td> <td>19</td> <td>6</td> <td>24</td> <td>0.029</td> </tr> <tr> <td rowspan="2">12</td> <td>R3/8</td> <td>3805 10 17</td> <td>3905 10 17</td> <td>19</td> <td>6</td> <td>22.5</td> <td>0.031</td> </tr> <tr> <td>R1/4</td> <td>3805 12 13</td> <td>3905 12 13</td> <td>22</td> <td>7</td> <td>25</td> <td>0.035</td> </tr> <tr> <td rowspan="2">12</td> <td>R3/8</td> <td>3805 12 17</td> <td>3905 12 17</td> <td>22</td> <td>8</td> <td>24</td> <td>0.038</td> </tr> <tr> <td>R1/2</td> <td>3805 12 21</td> <td>3905 12 21</td> <td>22</td> <td>10</td> <td>23</td> <td>0.046</td> </tr> </tbody> </table>										4	R1/8	3805 04 10	3905 04 10	10	3	14.5	0.008	R1/4	3805 04 13	3905 04 13	14	3	14.5	0.016	6	R1/8	3805 06 10	3905 06 10	13	4	18	0.012	R1/4	3805 06 13	3905 06 13	14	4	16.5	0.018	8	R1/8	3805 08 10	3905 08 10	15	5	19	0.015	R1/4	3805 08 13	3905 08 13	15	6	18	0.018	10	R3/8	3805 08 17	3905 08 17	17	6	18.5	0.025	R1/4	3805 10 13	3905 10 13	19	6	24	0.029	12	R3/8	3805 10 17	3905 10 17	19	6	22.5	0.031	R1/4	3805 12 13	3905 12 13	22	7	25	0.035	12	R3/8	3805 12 17	3905 12 17	22	8	24	0.038	R1/2	3805 12 21	3905 12 21	22
4	R1/8	3805 04 10	3905 04 10	10	3	14.5	0.008																																																																																												
	R1/4	3805 04 13	3905 04 13	14	3	14.5	0.016																																																																																												
6	R1/8	3805 06 10	3905 06 10	13	4	18	0.012																																																																																												
	R1/4	3805 06 13	3905 06 13	14	4	16.5	0.018																																																																																												
8	R1/8	3805 08 10	3905 08 10	15	5	19	0.015																																																																																												
	R1/4	3805 08 13	3905 08 13	15	6	18	0.018																																																																																												
10	R3/8	3805 08 17	3905 08 17	17	6	18.5	0.025																																																																																												
	R1/4	3805 10 13	3905 10 13	19	6	24	0.029																																																																																												
12	R3/8	3805 10 17	3905 10 17	19	6	22.5	0.031																																																																																												
	R1/4	3805 12 13	3905 12 13	22	7	25	0.035																																																																																												
12	R3/8	3805 12 17	3905 12 17	22	8	24	0.038																																																																																												
	R1/2	3805 12 21	3905 12 21	22	10	23	0.046																																																																																												

3805


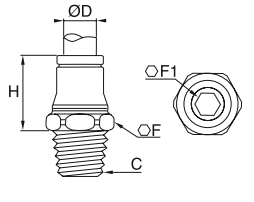

Stud Fitting, Male NPT Thread

	Stainless steel 316L, FKM		ØD	C		F	F1	H	kg																																																																	
			<table border="1"> <tbody> <tr> <td rowspan="2">4</td> <td>NPT1/8</td> <td>3805 04 11</td> <td>11</td> <td>3</td> <td>14.5</td> <td>0.009</td> </tr> <tr> <td>NPT1/4</td> <td>3805 06 14</td> <td>14</td> <td>4</td> <td>16.5</td> <td>0.017</td> </tr> <tr> <td rowspan="2">6</td> <td>NPT1/8</td> <td>3805 06 11</td> <td>13</td> <td>4</td> <td>18</td> <td>0.012</td> </tr> <tr> <td>NPT1/4</td> <td>3805 08 11</td> <td>15</td> <td>5</td> <td>19</td> <td>0.015</td> </tr> <tr> <td rowspan="2">8</td> <td>NPT1/4</td> <td>3805 08 14</td> <td>15</td> <td>6</td> <td>18</td> <td>0.019</td> </tr> <tr> <td>NPT1/4</td> <td>3805 10 14</td> <td>19</td> <td>6</td> <td>24</td> <td>0.028</td> </tr> <tr> <td rowspan="2">10</td> <td>NPT3/8</td> <td>3805 10 18</td> <td>19</td> <td>7</td> <td>22.5</td> <td>0.031</td> </tr> <tr> <td>NPT1/4</td> <td>3805 12 14</td> <td>22</td> <td>7</td> <td>25</td> <td>0.035</td> </tr> <tr> <td rowspan="2">12</td> <td>NPT3/8</td> <td>3805 12 18</td> <td>22</td> <td>8</td> <td>24</td> <td>0.039</td> </tr> <tr> <td>NPT1/2</td> <td>3805 12 22</td> <td>22</td> <td>10</td> <td>23</td> <td>0.045</td> </tr> </tbody> </table>										4	NPT1/8	3805 04 11	11	3	14.5	0.009	NPT1/4	3805 06 14	14	4	16.5	0.017	6	NPT1/8	3805 06 11	13	4	18	0.012	NPT1/4	3805 08 11	15	5	19	0.015	8	NPT1/4	3805 08 14	15	6	18	0.019	NPT1/4	3805 10 14	19	6	24	0.028	10	NPT3/8	3805 10 18	19	7	22.5	0.031	NPT1/4	3805 12 14	22	7	25	0.035	12	NPT3/8	3805 12 18	22	8	24	0.039	NPT1/2	3805 12 22	22
4	NPT1/8	3805 04 11	11	3	14.5	0.009																																																																				
	NPT1/4	3805 06 14	14	4	16.5	0.017																																																																				
6	NPT1/8	3805 06 11	13	4	18	0.012																																																																				
	NPT1/4	3805 08 11	15	5	19	0.015																																																																				
8	NPT1/4	3805 08 14	15	6	18	0.019																																																																				
	NPT1/4	3805 10 14	19	6	24	0.028																																																																				
10	NPT3/8	3805 10 18	19	7	22.5	0.031																																																																				
	NPT1/4	3805 12 14	22	7	25	0.035																																																																				
12	NPT3/8	3805 12 18	22	8	24	0.039																																																																				
	NPT1/2	3805 12 22	22	10	23	0.045																																																																				

3805

Stud Fitting, Male NPT Thread


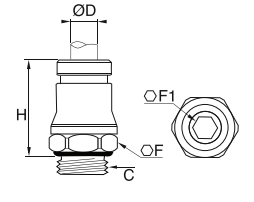


Inch

	Stainless steel 316L, FKM		ØD	C		F	F1	H	kg																																																										
			<table border="1"> <tbody> <tr> <td rowspan="2">3/16</td> <td>NPT1/8</td> <td>3805 55 11</td> <td>10</td> <td>3</td> <td>15.5</td> <td>0.010</td> </tr> <tr> <td>NPT1/4</td> <td>3805 55 14</td> <td>14</td> <td>3</td> <td>15.5</td> <td>0.016</td> </tr> <tr> <td rowspan="2">1/4</td> <td>NPT1/8</td> <td>3805 56 11</td> <td>13</td> <td>4</td> <td>19</td> <td>0.012</td> </tr> <tr> <td>NPT1/4</td> <td>3805 56 14</td> <td>14</td> <td>4</td> <td>17.5</td> <td>0.017</td> </tr> <tr> <td rowspan="2">3/8</td> <td>NPT1/4</td> <td>3805 60 14</td> <td>19</td> <td>6</td> <td>25</td> <td>0.029</td> </tr> <tr> <td>NPT3/8</td> <td>3805 60 18</td> <td>19</td> <td>7</td> <td>24</td> <td>0.032</td> </tr> <tr> <td rowspan="2">1/2</td> <td>NPT1/4</td> <td>3805 62 14</td> <td>22</td> <td>7</td> <td>26</td> <td>0.039</td> </tr> <tr> <td>NPT3/8</td> <td>3805 62 18</td> <td>22</td> <td>8</td> <td>25</td> <td>0.042</td> </tr> <tr> <td>NPT1/2</td> <td>3805 62 22</td> <td>22</td> <td>10</td> <td>25</td> <td>0.050</td> </tr> </tbody> </table>										3/16	NPT1/8	3805 55 11	10	3	15.5	0.010	NPT1/4	3805 55 14	14	3	15.5	0.016	1/4	NPT1/8	3805 56 11	13	4	19	0.012	NPT1/4	3805 56 14	14	4	17.5	0.017	3/8	NPT1/4	3805 60 14	19	6	25	0.029	NPT3/8	3805 60 18	19	7	24	0.032	1/2	NPT1/4	3805 62 14	22	7	26	0.039	NPT3/8	3805 62 18	22	8	25	0.042	NPT1/2	3805 62 22	22
3/16	NPT1/8	3805 55 11	10	3	15.5	0.010																																																													
	NPT1/4	3805 55 14	14	3	15.5	0.016																																																													
1/4	NPT1/8	3805 56 11	13	4	19	0.012																																																													
	NPT1/4	3805 56 14	14	4	17.5	0.017																																																													
3/8	NPT1/4	3805 60 14	19	6	25	0.029																																																													
	NPT3/8	3805 60 18	19	7	24	0.032																																																													
1/2	NPT1/4	3805 62 14	22	7	26	0.039																																																													
	NPT3/8	3805 62 18	22	8	25	0.042																																																													
NPT1/2	3805 62 22	22	10	25	0.050																																																														

5/32" (4 mm) and 5/16" (8 mm) also available

3801/3901

Stud Fitting, Male BSPP and Metric Thread

	Stainless steel 316L, FKM		ØD	C			F	F1	H	kg																																																																																									
			<table border="1"> <tbody> <tr> <td rowspan="2">4</td> <td>M5x0.8</td> <td>3801 04 19</td> <td>3901 04 19</td> <td>10</td> <td>2.5</td> <td>17</td> <td>0.006</td> </tr> <tr> <td>G1/8</td> <td>3801 04 10</td> <td>3901 04 10</td> <td>13</td> <td>3</td> <td>16.5</td> <td>0.009</td> </tr> <tr> <td rowspan="2">6</td> <td>M5x0.8</td> <td>3801 06 19</td> <td>3901 06 19</td> <td>13</td> <td>2.5</td> <td>20.5</td> <td>0.010</td> </tr> <tr> <td>G1/8</td> <td>3801 06 10</td> <td>3901 06 10</td> <td>13</td> <td>4</td> <td>18</td> <td>0.010</td> </tr> <tr> <td rowspan="2">8</td> <td>G1/4</td> <td>3801 06 13</td> <td>3901 06 13</td> <td>17</td> <td>4</td> <td>18</td> <td>0.015</td> </tr> <tr> <td>G1/8</td> <td>3801 08 10</td> <td>3901 08 10</td> <td>15</td> <td>5</td> <td>19</td> <td>0.013</td> </tr> <tr> <td rowspan="2">10</td> <td>G1/4</td> <td>3801 08 13</td> <td>3901 08 13</td> <td>17</td> <td>5</td> <td>20.5</td> <td>0.017</td> </tr> <tr> <td>G3/8</td> <td>3801 08 17</td> <td>3901 08 17</td> <td>21</td> <td>6</td> <td>20</td> <td>0.027</td> </tr> <tr> <td rowspan="2">12</td> <td>G1/4</td> <td>3801 10 13</td> <td>3901 10 13</td> <td>19</td> <td>7</td> <td>25</td> <td>0.025</td> </tr> <tr> <td>G3/8</td> <td>3801 10 17</td> <td>3901 10 17</td> <td>21</td> <td>7</td> <td>25</td> <td>0.035</td> </tr> <tr> <td rowspan="2">12</td> <td>G1/4</td> <td>3801 12 13</td> <td>3901 12 13</td> <td>21</td> <td>7</td> <td>27</td> <td>0.030</td> </tr> <tr> <td>G3/8</td> <td>3801 12 17</td> <td>3901 12 17</td> <td>21</td> <td>9</td> <td>26.5</td> <td>0.034</td> </tr> </tbody> </table>										4	M5x0.8	3801 04 19	3901 04 19	10	2.5	17	0.006	G1/8	3801 04 10	3901 04 10	13	3	16.5	0.009	6	M5x0.8	3801 06 19	3901 06 19	13	2.5	20.5	0.010	G1/8	3801 06 10	3901 06 10	13	4	18	0.010	8	G1/4	3801 06 13	3901 06 13	17	4	18	0.015	G1/8	3801 08 10	3901 08 10	15	5	19	0.013	10	G1/4	3801 08 13	3901 08 13	17	5	20.5	0.017	G3/8	3801 08 17	3901 08 17	21	6	20	0.027	12	G1/4	3801 10 13	3901 10 13	19	7	25	0.025	G3/8	3801 10 17	3901 10 17	21	7	25	0.035	12	G1/4	3801 12 13	3901 12 13	21	7	27	0.030	G3/8	3801 12 17	3901 12 17	21
4	M5x0.8	3801 04 19	3901 04 19	10	2.5	17	0.006																																																																																												
	G1/8	3801 04 10	3901 04 10	13	3	16.5	0.009																																																																																												
6	M5x0.8	3801 06 19	3901 06 19	13	2.5	20.5	0.010																																																																																												
	G1/8	3801 06 10	3901 06 10	13	4	18	0.010																																																																																												
8	G1/4	3801 06 13	3901 06 13	17	4	18	0.015																																																																																												
	G1/8	3801 08 10	3901 08 10	15	5	19	0.013																																																																																												
10	G1/4	3801 08 13	3901 08 13	17	5	20.5	0.017																																																																																												
	G3/8	3801 08 17	3901 08 17	21	6	20	0.027																																																																																												
12	G1/4	3801 10 13	3901 10 13	19	7	25	0.025																																																																																												
	G3/8	3801 10 17	3901 10 17	21	7	25	0.035																																																																																												
12	G1/4	3801 12 13	3901 12 13	21	7	27	0.030																																																																																												
	G3/8	3801 12 17	3901 12 17	21	9	26.5	0.034																																																																																												

Other products are available upon request; please do not hesitate to consult us.

Stud Fittings

3821/3921 Stud Standpipe, Male BSPT Thread

ØD	C	Stainless steel 316L		F	H	kg
4	R1/8	3821 04 10	3921 04 10	10	21	0.006
	R1/8	3821 06 10	3921 06 10	10	23	0.007
6	R1/4	3821 06 13	3921 06 13	14	24	0.015
	R1/8	3821 08 10	3921 08 10	11	24	0.008
8	R1/4	3821 08 13	3921 08 13	14	25	0.015
	R1/4	3821 10 13	3921 10 13	19	30	0.020
10	R3/8	3821 10 17	3921 10 17	19	30	0.022
	R1/4	3821 12 13	3921 12 13	19	31	0.017
	R3/8	3821 12 17	3921 12 17	19	31	0.022
12	R1/2	3821 12 21	3921 12 21	22	32	0.040

3821/3921 Stud Standpipe, Male NPT Thread

ØD	C	Stainless steel 316L		F	H	kg
4	R1/8	3821 04 11	3921 04 11	10	21	0.006
	R1/8	3821 06 11	3921 06 11	10	23	0.008
6	R1/4	3821 06 14	3921 06 14	14	24	0.016
	R1/8	3821 08 11	3921 08 14	14	24	0.010
8	R1/4	3821 08 14	3921 08 14	14	25	0.016
	R1/4	3821 10 14	3921 10 14	14	30	0.016
10	R3/8	3821 10 18	3921 10 18	17	30	0.022
	R1/4	3821 12 14	3921 12 14	14	31	0.022
	R3/8	3821 12 18	3921 12 18	17	31	0.026
12	R1/2	3821 12 22	3921 12 22	22	32	0.052

3821 Stud Standpipe, Male NPT Thread

Inch

ØD	C	Stainless steel 316L		F	H	kg
3/16	NPT1/8	3821 55 11		9.9	24.9	0.009
	NPT1/8	3821 56 11		9.9	25.9	0.009
1/4	NPT1/4	3821 56 14		14	26.9	0.018
	NPT1/4	3821 60 14		19	32	0.018
3/8	NPT3/8	3821 60 18		19	32	0.029
	NPT1/4	3821 62 14		19	36.1	0.033
1/2	NPT3/8	3821 62 18		19	37.1	0.037
	NPT1/2	3821 62 22		22.1	37.1	0.055

5/32" (4 mm) and 5/16" (8 mm) also available

3831/3931 Stud Standpipe, Male BSPP and Metric Thread

ØD	C	Stainless steel 316L, FKM		F	H	K	kg
4	M5x0.8	3831 04 19	3931 04 19	7	23.5	8	0.005
	G1/8	3831 04 10	3931 04 10	13	22	14	0.008
	G1/4	3831 04 13	3931 04 13	17	22	18.5	0.016
6	G1/8	3831 06 10	3931 06 10	13	24	14	0.009
	G1/4	3831 06 13	3931 06 13	17	24	18.5	0.015
8	G1/8	3831 08 10	3931 08 10	13	25	14	0.010
	G1/4	3831 08 13	3931 08 13	17	27	18.5	0.018
	G3/8	3831 08 17	3931 08 17	21	27	23	0.025
10	G1/4	3831 10 13	3931 10 13	17	32	18.5	0.020
	G3/8	3831 10 17	3931 10 17	21	27	23	0.026
	G1/4	3831 12 13	3931 12 13	17	33	18.5	0.022
12	G3/8	3831 12 17	3931 12 17	21	33	23	0.028
	G1/2	3831 12 21	3931 12 21	24	36	26	0.043

LF 3800 : full 316L stainless steel (body) with 303 stainless steel collet, FKM seals
 LF 3900 : full 316L, FKM seals

Stud Fittings

3800/3900

Cartridge

ØD	Stainless steel 316L, FKM		L	G	G1	H	H1	H2	kg
4	3800 04 00	3900 04 00	9.8	8	17	8.5	8.5	11	0.006
6	3800 06 00	3900 06 00	12.1	10	19	10.5	8.5	13.5	0.008
8	3800 08 00	3900 08 00	14.8	13	21	12.5	8.5	16	0.012
10	3800 10 00	3900 10 00	17.5	15	24.5	14	10.5	20	0.019
12	3800 12 00	3900 12 00	20	17	25	14.5	10.5	22.5	0.023

Cavity dimensions are available in Chapter 2.
3800: collet in stainless steel 303
3900: collet in stainless steel 316L

3809/3909

Stud Elbow, Male BSPT Thread

ØD	C	Stainless steel 316L, FKM		F	G	H	L	kg
4	R1/8	3809 04 10	3909 04 10	10	10	23.5	16.5	0.020
	R1/8	3809 06 10	3909 06 10	13	12	27.5	20	0.031
6	R1/4	3809 06 13	3909 06 13	14	12	27.5	25	0.036
	R1/8	3809 08 10	3909 08 10	14	15	32	25	0.041
8	R1/4	3809 08 13	3909 08 13	14	14.5	34	25	0.046
	R1/4	3809 10 13	3909 10 13	19	17.5	37.5	27.5	0.068
10	R3/8	3809 10 17	3909 10 17	19	17.5	37.5	27.5	0.069

The body swivels for positioning purposes.

3809

Stud Elbow, Male NPT Thread

ØD	C	Stainless steel 316L, FKM		F	G	H	L	kg
4	NPT1/8	3809 04 11		11	10	25.5	18.5	0.021
	NPT1/8	3809 06 11		13	12.5	29	22.5	0.025
6	NPT1/4	3809 06 14		14	12.5	29	22.5	0.030
	NPT1/8	3809 08 11		14	15	34	24	0.041
8	NPT1/4	3809 08 14		14	15	34	24	0.046
	NPT1/4	3809 10 14		19	17.5	39.5	30	0.057
10	NPT3/8	3809 10 18		19	17.5	39.5	30	0.071

The body swivels for positioning purposes.

3899/3999


Stud Elbow, Male BSPP and Metric Thread

ØD	C	Stainless steel 316L, FKM		F	G	H	L	kg
4	M5x0.8	3899 04 19	3999 04 19	10	10	26	18	0.019
	G1/8	3899 04 10	3999 04 10	13	10	27	19	0.021
	G1/4	3899 04 13	3999 04 13	17	10	27	19	0.018
6	M5x0.8	3899 06 19	3999 06 19	13	12	33	24	0.031
	G1/8	3899 06 10	3999 06 10	6	12	33	24	0.031
	G1/4	3899 06 13	3999 06 13	17	12	32	24	0.035
8	G1/8	3899 08 10	3999 08 10	14	15	35	25	0.039
	G1/4	3899 08 13	3999 08 13	17	15	35	25	0.044
	G3/8	3899 08 17	3999 08 17	21	15	34.5	25	0.048
10	G1/4	3899 10 13	3999 10 13	19	17	43	31	0.068
	G3/8	3899 10 17	3999 10 17	21	17	42	31	0.072

The body swivels for positioning purposes.

Stud standpipe 3821, 3921, 3831, 3931 can be used as illustrated, allowing:

- stock optimisation
- installation of tees and elbows where required



Stud Fittings

3889/3989

Compact Stud Elbow, Male BSPT Thread

ØD	C	3889		3989		F	G	H	L	kg
		Part No.	Part No.	Part No.	Part No.					
4	R1/8	3889 04 10	3989 04 10	13	10	18	17	0.018		
	R1/4	3889 04 13	3989 04 13	17	10	19.5	16.5	0.025		
6	R1/8	3889 06 10	3989 06 10	13	12	21.5	20.5	0.026		
	R1/4	3889 06 13	3989 06 13	14	12	21.5	20.5	0.032		
8	R1/8	3889 08 10	3989 08 10	14	15	24	22	0.036		
	R1/4	3889 08 13	3989 08 13	14	15	24	22	0.041		
10	R1/4	3889 10 13	3989 10 13	17	17.5	28.5	27.5	0.057		
	R3/8	3889 10 17	3989 10 17	19	17.5	28.5	27.5	0.062		
	R1/4	3889 12 13	3989 12 13	22	20	33.5	30	0.086		
12	R3/8	3889 12 17	3989 12 17	22	20	33.5	30	0.088		
	R1/2	3889 12 21	3989 12 21	22	20	33.5	33	0.095		

The body swivels for positioning purposes.
Max. 20 bar

3889

Compact Stud Elbow, Male NPT Thread

ØD	C	3889		F	G	H	L	kg
		Part No.	Part No.					
4	NPT1/8	3889 04 11		13	10	17.5	19	0.019
	NPT1/4	3889 06 14		14	12.5	20	22.5	0.020
6	NPT1/8	3889 06 11		13	12.5	20	22.5	0.033
	NPT1/4	3889 08 11		13	15	25	24	0.037
8	NPT1/4	3889 08 14		14	15	24	24	0.037
	NPT1/4	3889 10 14		17	17.5	27.5	27.5	0.058
10	NPT3/8	3889 10 18		19	17.5	28.5	26.5	0.067
	NPT1/4	3889 12 14		22	20	31.5	32.5	0.070
12	NPT3/8	3889 12 18		22	20	32.5	32.5	0.087
	NPT1/2	3889 12 22		22	20	27.5	32.5	0.072

The body swivels for positioning purposes.
Max. 20 bar

3889

Compact Stud Elbow, Male NPT Thread

Inch

ØD	C	3889		F	G	H	L	kg
		Part No.	Part No.					
3/16	NPT1/8	3889 55 11		10	9.9	20.6	19.6	0.019
	NPT1/4	3889 55 14		14	9.9	20.6	19.6	0.022
1/4	NPT1/8	3889 56 11		13	11.9	21.6	23.1	0.026
	NPT1/4	3889 56 14		14	11.9	21.6	23.1	0.031
3/8	NPT1/4	3889 60 14		17	17.5	28.4	30.5	0.059
	NPT3/8	3889 60 18		19	17.5	28.4	30.5	0.062
1/2	NPT1/4	3889 62 14		22	20.1	34	33	0.086
	NPT3/8	3889 62 18		22	20.1	34	33	0.088
	NPT1/2	3889 62 22		22	20.1	27.2	33	0.091

The body swivels for positioning purposes; 5/32" (4 mm) and 5/16" (8 mm) also available.
Max. 20 bar

3879/3979

Compact Stud Elbow, Male BSPP Thread


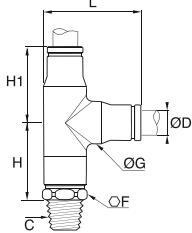


ØD	C	3879		3979		F	G	H	L	kg
		Part No.	Part No.	Part No.	Part No.					
4	G1/8	3879 04 10	3979 04 10	10	11	22	19	0.021		
	G1/4	3879 04 13	3979 04 13	17	11	20	19	0.026		
6	G1/8	3879 06 10	3979 06 10	13	12	24	24	0.029		
	G1/4	3879 06 13	3979 06 13	17	12	22	24	0.034		
8	G1/8	3879 08 10	3979 08 10	13	15	25	25	0.035		
	G1/4	3879 08 13	3979 08 13	17	15	25	25	0.040		
10	G3/8	3879 08 17	3979 08 17	21	15	23	25	0.048		
	G1/4	3879 10 13	3979 10 13	18	17	43	31	0.056		
	G3/8	3879 10 17	3979 10 17	21	17	40	31	0.067		
12	G1/4	3879 12 13	3979 12 13	17	20	33	33	0.075		
	G3/8	3879 12 17	3979 12 17	21	20	33	33	0.082		
	G1/2	3879 12 21	3979 12 21	24	20	30	33	0.094		

The body swivels for positioning purposes.
Max. 20 bar

Stud Fittings

3803/3903


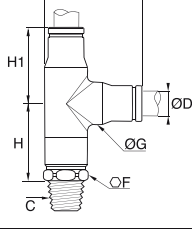

Stud Run Tee, Male BSPT Thread

	Stainless steel 316L, FKM		ØD	C			F	G	H	H1	L	kg
			4	R1/8	3803 04 10	3903 04 10	10	10	19	17	22	22
			6	R1/8	3803 06 10	3903 06 10	13	12	22	20	26.5	0.038
				R1/4	3803 06 13	3903 06 13	14	15	22	20	27	0.035
			8	R1/8	3803 08 10	3903 08 10	14	15	24	23	31	0.050
				R1/4	3803 08 13	3903 08 13	14	15	24	23	31	0.055
			10	R1/4	3803 10 13	3903 10 13	19	17.5	30	29	38	0.070
				R3/8	3803 10 17	3903 10 17	19	17.5	30	29	38	0.084

The body swivels for positioning purposes.

3803


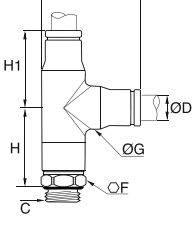


Stud Run Tee, Male NPT Thread

	Stainless steel 316L, FKM		ØD	C		F	G	H	H1	L	kg
			4	NPT1/8	3803 04 11	11	10	21	19	25	0.020
			6	NPT1/8	3803 06 11	13	12	24	21	27	0.031
				NPT1/4	3803 06 14	14	12	24	21	27.5	0.037
			8	NPT1/8	3803 08 11	14	15	26.5	24	30.5	0.050
				NPT1/4	3803 08 14	14	15	26.5	24	30.5	0.048
			10	NPT1/4	3803 10 14	19	17.5	31	29.5	37.5	0.084

The body swivels for positioning purposes.

3893/3993


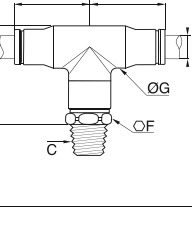


Stud Run Tee, Male BSPP and Metric Thread

	Stainless steel 316L, FKM		ØD	C			F	G	H	H1	L	kg
			4	M5x0.8	3893 04 19	3993 04 19	10	11	21.5	19	24.5	0.023
G1/8	3893 04 10	3993 04 10		13	11	21.5	19	24.5	0.026			
G1/4	3893 04 13	3993 04 13		17	11	22	19	28	0.033			
			6	G1/8	3893 06 10	3993 06 10	13	12	26.5	24	30	0.038
				G1/4	3893 06 13	3993 06 13	17	12	26	24	32	0.044
			8	G1/8	3893 08 10	3993 08 10	14	15	27.5	25	32	0.049
				G1/8	3893 08 13	3993 08 13	17	15	28	25	33.5	0.054
			10	G3/8	3893 08 17	3993 08 17	21	15	27	25	35.5	0.094
				G1/4	3893 10 13	3993 10 13	19	17	35.5	31	39.5	0.081
				G3/8	3893 10 17	3993 10 17	21	17	35.5	31	39.5	0.082

The body swivels for positioning purposes.

3808/3908

Stud Branch Tee, Male BSPT Thread

	Stainless steel 316L, FKM		ØD	C			F	G	H	L/2	kg
			4	R1/8	3808 04 10	3908 04 10	10	10	23.5	19	0.020
			6	R1/8	3808 06 10	3908 06 10	13	12	27.5	24	0.038
				R1/4	3808 06 13	3908 06 13	14	12	27.5	24	0.043
			8	R1/8	3808 08 10	3908 08 10	14	15	32	25	0.049
				R1/4	3808 08 13	3908 08 13	14	15	32	25	0.048
			10	R3/8	3808 08 17	3908 08 17	19	15	33	25	0.068
				R1/4	3808 10 13	3908 10 13	19	17.5	37.5	31	0.081
				R3/8	3808 10 17	3908 10 17	19	17.5	37.5	31	0.070

The body swivels for positioning purposes.

These models enable compact connection for elbow outlets, thus allowing space saving.

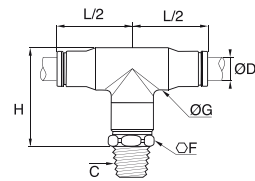
Stud Fittings

3808

Stud Branch Tee, Male NPT Thread



Stainless steel 316L, FKM



ØD	C		F	G	H	L/2	kg
4	NPT1/8	3808 04 11	11	10	22	19	0.021
	NPT1/8	3808 06 11	13	12.5	30	24	0.031
6	NPT1/4	3808 06 14	14	12.5	30	24	0.044
	NPT1/8	3808 08 11	14	15	34	25	0.042
8	NPT1/4	3808 08 14	14	15	34	25	0.048
	NPT1/4	3808 10 14	19	17.5	40	31	0.069
10	NPT3/8	3808 10 18	19	17.5	40	31	0.084

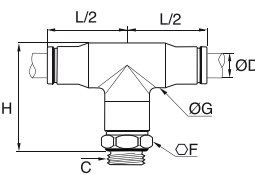
The body swivels for positioning purposes.

3898/3998

Stud Branch Tee, Male BSPP and Metric Thread



Stainless steel 316L, FKM



ØD	C			F	G	H	L/2	kg
4	M5x0.8	3898 04 19	3998 04 19	10	11	27	19	0.024
	G1/8	3898 04 10	3998 04 10	13	11	27	19	0.026
	G1/4	3898 04 13	3998 04 13	17	11	27	19	0.032
6	M5x0.8	3898 06 19	3998 06 19	13	12	33.5	24	0.038
	G1/8	3898 06 10	3998 06 10	13	12	33	24	0.038
	G1/4	3898 06 13	3998 06 13	17	12	32	24	0.043
8	G1/8	3898 08 10	3998 08 10	14	15	35	25	0.051
	G1/4	3898 08 13	3998 08 13	17	15	35	25	0.054
	G3/8	3898 08 17	3998 08 17	21	15	34.5	25	0.058
10	G1/4	3898 10 13	3998 10 13	19	17	43	31	0.082
	G3/8	3898 10 17	3998 10 17	21	17	41	31	0.087


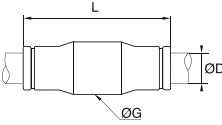


The body swivels for positioning purposes.

LF 3800 : full 316L stainless steel (body) with 303 stainless steel collet, FKM seals
 LF 3900 : full 316L, FKM seals

Tube-to-Tube Fittings

3806/3906


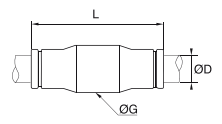


Equal Straight Connector

	Stainless steel 316L, FKM 	ØD			G	L	kg
		4	3806 04 00	3906 04 00	10	29	0.009
		6	3806 06 00	3906 06 00	12	34	0.015
		8	3806 08 00	3906 08 00	15	36	0.019
		10	3806 10 00	3906 10 00	17.5	45	0.032
		12	3806 12 00	3906 12 00	20	46.5	0.041

3806/3906


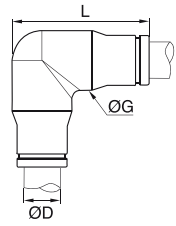


Equal Straight Connector

Inch

	Stainless steel 316L, FKM 	ØD			G	L	kg
		3/16	3806 55 00	3906 55 00	9.9	30	0.010
		1/4	3806 56 00	3906 56 00	11.9	35.1	0.015
		3/8	3806 60 00	3906 60 00	17.5	46	0.030
		1/2	3806 62 00	3906 62 00	20.1	48	0.040
		5/32" (4 mm) and 5/16" (8 mm) also available					

3802/3902


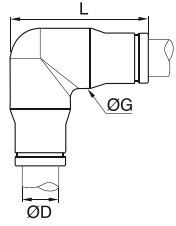


Equal Stud Elbow

	Stainless steel 316L, FKM 	ØD			G	L	kg
		4	3802 04 00	3902 04 00	10	21.5	0.015
		6	3802 06 00	3902 06 00	12	26.5	0.024
		8	3802 08 00	3902 08 00	15	29.5	0.031
		10	3802 10 00	3902 10 00	17.5	36.5	0.051
		12	3802 12 00	3902 12 00	20	40	0.069

3802/3902


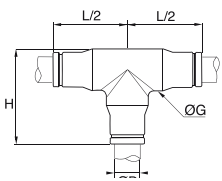


Equal Stud Elbow

Inch

	Stainless steel 316L, FKM 	ØD			G	L	kg
		3/16	3802 55 00	3902 55 00	9.9	24.4	0.011
		1/4	3802 56 00	3902 56 00	11.9	29	0.023
		3/8	3802 60 00	3902 60 00	17.5	39.6	0.042
		1/2	3802 62 00	3902 62 00	20.1	40.9	0.070
		5/32" (4 mm) and 5/16" (8 mm) also available					

3804/3904

Equal Tee

	Stainless steel 316L, FKM 	ØD			G	L	L/2	kg
		4	3804 04 00	3904 04 00	10	22	19	0.015
		6	3804 06 00	3904 06 00	12	26	24	0.031
		8	3804 08 00	3904 08 00	15	29.5	25	0.041
		10	3804 10 00	3904 10 00	17.5	36.5	31	0.064
		12	3804 12 00	3904 12 00	20	40	33	0.064

Bulkhead Connector Fittings

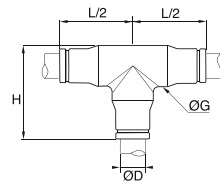
3804/3904

Equal Tee

Inch



Stainless steel 316L, FKM



ØD			G	H	L/2	kg
3/16	3804 55 00	3904 55 00	9.9	22.6	19	0.017
1/4	3804 56 00	3904 56 00	11.9	26.9	22	0.031
3/8	3804 60 00	3904 60 00	17.5	37.6	30	0.059
1/2	3804 62 00	3904 62 00	20.1	40.9	32	0.090

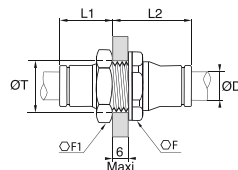
5/32" (4 mm) and 5/16" (8 mm) also available

3816/3916

Equal Bulkhead Connector



Stainless steel 316L, FKM



ØD			F	F1	L1	L2	ØT	kg
4	3816 04 00	3916 04 00	13	14	13.5	19.5	13	0.017
6	3816 06 00	3916 06 00	17	17	16.5	21.5	14	0.027
8	3816 08 00	3916 08 00	19	19	18	24	16	0.034
10	3816 10 00	3916 10 00	22	22	21.5	27.5	21	0.049
12	3816 12 00	3916 12 00	24	24	24	29	23	0.059

IP51 sealing

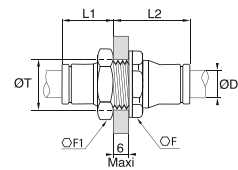
3816/3916

Equal Bulkhead Connector

Inch



Stainless steel 316L, FKM



ØD			F	F1	L1	L2	ØT	kg
3/16	3816 55 00	3916 55 00	17	13	15	21.1	12.4	0.019
1/4	3816 56 00	3916 56 00	19	17	17	22.6	14.5	0.027
3/8	3816 60 00	3916 60 00	27	22	22.1	27.4	20.6	0.052
1/2	3816 62 00	3916 62 00	27	27	20	29	20.1	0.076

IP51 sealing

5/32" (4 mm) and 5/16" (8 mm) also available


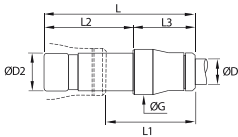


LF 3800/LF 3900 push-in fittings allow connection with several types of Parker Legris tubing shown in Chapter 3 of this catalogue, "Technical Tubing and Hose":

- PFA tubing
- Fluoropolymer tubing
- Polyethylene tubing
- Semi-rigid polyamide and flexible Crystal polyurethane tubing

Plug-In Fittings and Accessories


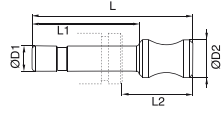

3866/3966

Push-In Reducer

	Stainless steel 316L, FKM 			G	L	L1	L2	L3	kg
		3866 04 06	3966 04 06	10	35	19	19	16	0.009
				10	34	17	20	14	0.011
				12	42	24	23	19	0.015
				12	41	19	25	16	0.019
				15	45	22.5	25	20	0.021
				15	43	20	26	17	0.025
				17	50	23	26	24	0.029


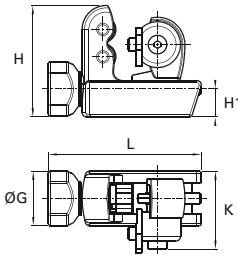


3826

Blanking Plug

	Stainless steel 316L 		L	L1	L2	kg
		3826 04 00	25	17	11	0.003
			30.4	19.5	13.5	0.007
			33	20	14	0.014
			40	25	17	0.025
			43	26	19	0.038

3800/3900



Pre-Grooving Tool for Stainless Steel Tubing

	Treated steel 			G	H	H1	K	L	kg
		3800 70 00	3900 70 00	25	51	13	36	70	0.326

This tool correctly pre-grooves 4-12 mm O.D. and 3/16"-1/2" O.D. stainless steel tubing, to ensure that the LF 3800/LF 3900 collet grips the tube securely.

0605

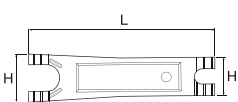
Fluoropolymer Tape

	FKM		kg
		0605 12 12	0.012

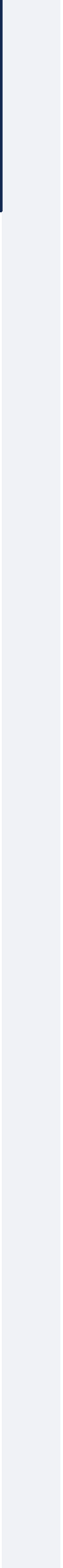
Can be used for temperatures from -250°C to +260°C.
 Chemically inert and resistant to gases, acids, solvents, hydrocarbons, oils, alkalines, steam, etc.
 Non-toxic, waterproof, self-lubricating.
 In accordance with CFR21.
 Can be used on all materials.
 Used to facilitate the preparation of leak-free threaded joints.
 Supplied on a reel: length = 12 m; width = 12.7 mm; thickness = 0.08 mm.

3000

Disconnection Tool

	Treated steel 		H	H1	L	kg
		3000 70 00	25	20	96	0.021

For disconnecting push-in tubing/fittings where access is difficult, we recommend the use of this disconnection tool.



LF 6100 Push-In Fittings Range

Stud Fittings

Straights

6105
BSPT/Metric Taper
Page 1-91

6101
Metric Parallel
Page 1-91

6114
Metric Parallel
Page 1-91



Elbow

6179
BSPT Metric Taper
Page 1-91



Tube-to-Tube Fittings

Straight

6106
Page 1-92



Tee

6104
Page 1-92



Accessory

0138
Page 1-92



LF 6100 Push-In Fittings

This fittings range dedicated to **lubrication and vacuum systems**, combines very high performance and manual connection. This technology **secures the connection** and sealing performance, even at high pressure.

Product Advantages

Robust | Designed for mechanically demanding environments
Excellent pressure and temperature resistance
Stamped brass forgings for increased service life

Secure & Reliable | Perfect sealing guaranteed by the three rings
The two sealing O-rings positioned before the gripping ring endure no scratching on the tube in the sealing area
Manual connection for time-saving
No fluid loss
Tube cannot be disconnected without the use of a spanner
Up to 60 bar with rigid polymer or grooved metal tubing
100% leak-tested in production



Construction Equipment
Lubrication
Transportation
Measurement Systems
Industrial Machines
Industrial Vacuum

Applications

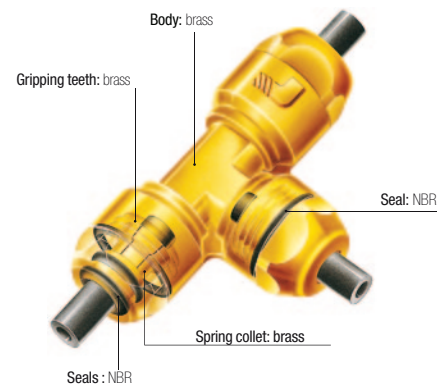
Technical Characteristics

Compatible Fluids	Lubricants, compressed air, vacuum, other fluids and compatible gases
Working Pressure	Vacuum to 60 bar
Working Temperature	-20° to +120°C

Max./Min. Tightening Torques (daN.m)	Thread	M6 x1	M8 x1	M8 x1.25	M10 x1	M12 x1	M14 x1.5	R 1/8	R 1/4
	Taper	0.2/0.6	0.2/1.2	0.2/1	0.2/1.2	0.2/2	0.5/1.5	0.2/1.0	0.5/1.5
	Parallel	-	0.6/1	-	0.6/1	1.8/2.2	-	-	-

Reliable performance is dependent upon the type of fluid conveyed, component materials and tubing being used.
Use is guaranteed with a vacuum of 755 mm Hg (99% vacuum).

Component Materials



Silicone-free

Regulations

DI: 97/23/EC (PED)
DI: 2002/95/EC (RoHS),
2011/65/EC

DI: 94/9/EC (ATEX)
RG: 1907/2006 (REACH)

Performance


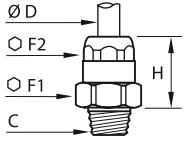

Working Pressure / Temperature According to the Tubing Used

O.D. of Tube	-20°C to +20°C		+20°C to +30°C		+30°C to +50°C		+50°C to +80°C		+80°C to 120°C
	Semi-Rigid PA	Rigid PA	Semi-Rigid PA	Rigid PA	Semi-Rigid PA	Rigid PA	Semi-Rigid PA	Rigid PA	FEP
2x4	40	-	33	-	25.5	-	19	-	-
2.5x4	-	52	-	43	-	32	-	24.5	7
2.7x4	23	-	19	-	15	-	11	-	-
4x6	24	45	20	37	15.5	29	11	21	6
5x8	-	52	-	43	-	33	-	24	-
6x8	17	32	14	27	11	21	8	15	4
6x10	-	57	-	47	-	37	-	27	-
7.5x10	17	-	14	-	11	-	8	-	-
8x10	14	-	12	-	9	-	7	-	3


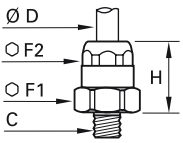

Should your requirement not be covered by our standard range, please consult us for customised fittings.

Stud Fittings


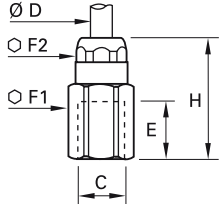

6105 Stud Fitting, Male BSPT and Taper Metric Thread

	Brass, NBR 	ØD	C		F1	F2	H	kg
		4	M6x1	6105 04 52	13	11	16.5	0.013
		4	M8x1	6105 04 56	13	11	14.5	0.012
		4	M8x1.25	6105 04 57	13	11	14.5	0.012
		4	M10x1	6105 04 60	13	11	14.5	0.014
		4	R1/8	6105 04 10	13	11	14.5	0.014
		4	R1/4	6105 04 13	14	11	12.5	0.018
		6	M10x1	6105 06 60	17	14	16.5	0.024
		6	R1/8	6105 06 10	17	14	17.5	0.026
		6	M14x1.5	6105 06 71	17	14	16.5	0.028
		6	R1/4	6105 06 13	17	14	16.5	0.030
		8	M12x1	6105 08 65	19	21	24	0.041
		10	M14x1.5	6105 10 71	22	24	26	0.005


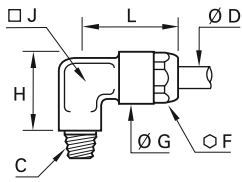

6101 Stud Fitting, Male Parallel and Metric Thread

	Brass, NBR 	ØD	C		F1	F2	H	kg
		4	M10x1	6101 04 60	13	11	14	0.014
		6	M10x1	6101 06 60	17	14	17.5	0.026
			M12x1	6101 06 65	17	14	16.5	0.025

6114 Stud Fitting, Female Metric Parallel Thread


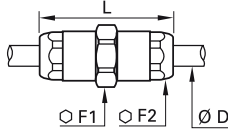

	Brass, NBR 	ØD	C		E	F1	F2	H	kg
		4	M8x1	6114 04 56	8	13	11	25.5	0.021
		6	M8x1	6114 06 56	8	17	14	28.5	0.043

6179 Stud Elbow, Male BSPT and Taper Metric Thread


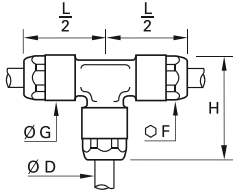

	Brass, NBR 	ØD	C		F	G	H	J	L	kg
			M6x1	6179 04 52	11	12.5	14.5	6	20	0.014
			M8x1	6179 04 56	11	12.5	15	6	20	0.015
			M8x1.25	6179 04 57	11	12.5	15	6	20	0.015
		4	M10x1	6179 04 60	11	12.5	15.5	6	20	0.016
			R1/8	6179 04 10	11	12.5	15.5	6	20	0.017
			R1/4	6179 04 13	11	12.5	17	6	20	0.022
			M10x1	6179 06 60	14	16	18	8	25.5	0.030
		6	M12x1	6179 06 65	14	16	18	8	25.5	0.030
			R1/8	6179 06 10	14	16	18	8	25.5	0.030
			R1/4	6179 06 13	14	16	19	8	25.5	0.035
		8	M12x1	6179 08 65	17	19	21	10	30	0.047

Tube-to-Tube Fittings


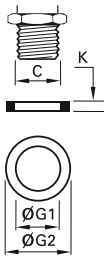

6106 Tube-to-Tube Connector

	Brass, NBR 	ØD 	F1 F2 L kg	
		4	6106 04 00	13 11 34 0.025
		6	6106 06 00	17 14 39 0.044
		8	6106 08 00	19 17 46 0.069

6104 Equal Tee

	Brass, NBR 	ØD 	F G H L/2 kg	
		4	6104 04 00	11 12.5 26.5 20 0.032
		6	6104 06 00	14 16 32.5 25.5 0.066
		8	6104 08 00	17 19 38 30 0.103

0138 Copper Washer

	Copper 	C 	G1 G2 K kg	
		M8	0138 08 00	8.3 11 1 0.001
		M10	0138 10 00	10.3 13.5 1 0.001
		M12	0138 12 00	12.3 15.5 1.3 0.072

DIN 7603
ISO 65061

Related Products

The Parker Legris push-in system for centralised lubrication is designed for use with various polymer tubing found in Chapter 3, "Technical Tubing and Hose":

- Fireproof High Resistance PA Tubing
- Rigid and Semi-Rigid Calibrated Polyamide Tubing
- Fluoropolymer Tubing



